

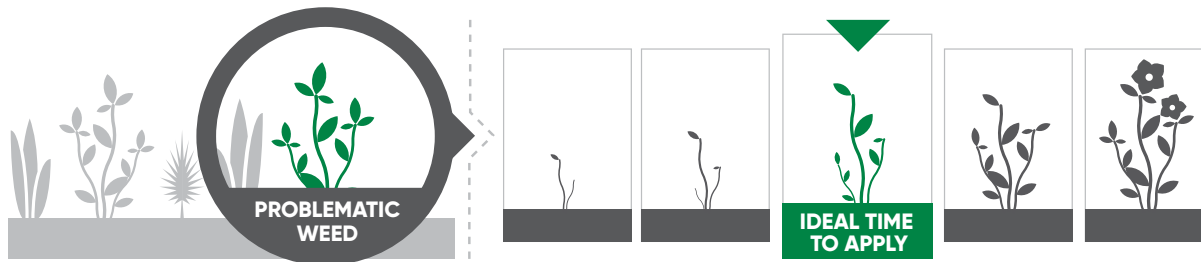
# STEWARDSHIP AND BEST PRACTICES FACT SHEET

Corteva Agriscience™ Range & Pasture products are effective tools in managing weeds, brush and trees in permanent pasture and grazed rangeland. Understanding precautions, restrictions and how to steward range and pasture products properly is important to ensure satisfactory results and to protect desirable non-target species and the environment.

## APPLICATION TIMING

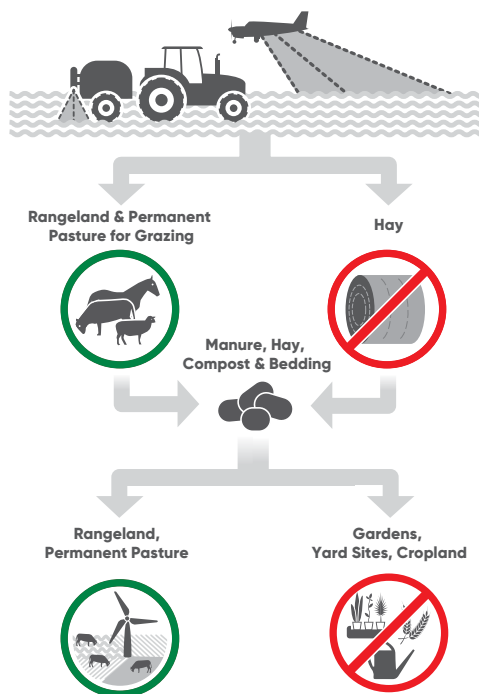
Herbicide application should be made after the majority of the target weed populations have emerged and are actively growing.

- The ideal timing for application will generally be in June through mid-July with the exception of Canada thistle which enters its ideal timing in mid to late July when the majority of plants have emerged.
- Timing varies from season to season due to environmental conditions that influence growth and plant staging.
- When targeting shrubs such as buckbrush or wolf willow, they must be fully leafed out prior to an application.



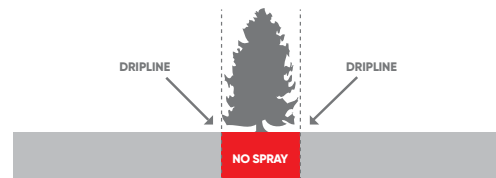
## HAY, SOIL AND MANURE MANAGEMENT

- Soil from treated areas should never be moved to areas where sensitive plants may be planted within five years.
- Manure from livestock consuming treated grass should never be used for compost or around susceptible plants.
- Clippings from grass that have been treated with Corteva Agriscience Range & Pasture herbicides should never be used for composting nor mulching.

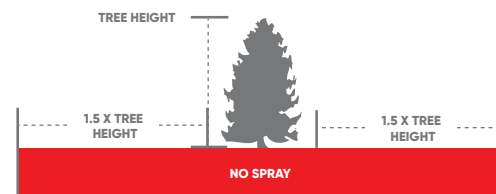


## BUFFERS

- Reclaim™ II, Restore™ II and Restore™ NXT with Rinskor™ active herbicides should NOT be used over the top of desirable trees. They should only be used up to the dripline (outermost edge of the tree canopy) of desirable trees. Use additional caution around lateral root systems, shallow rooting species and those that propagate vegetatively through layering.



- Grazon™ XC herbicide and Tordon™ 22K herbicide should NOT be used over the top of desirable trees. Applications should remain a distance of 1.5 times the height of desirable trees at all times.



- Do not apply Grazon XC or Tordon 22K to coarse texture soils (>40 percent sand) with a high water table (within 1.8 metres or 6 feet of the soil surface).
- Do not apply Grazon XC or Tordon 22K within 30 metres (approximately 100 feet) of an open water body (does not include dugouts) or as per provincial regulations.

# STEWARDSHIP AND BEST PRACTICES FACT SHEET

## GRAZING AND CUTTING RESTRICTIONS



- No grazing restrictions for livestock. Seven-day grazing restriction for lactating dairy animals for Restore™ II herbicide, Reclaim™ II herbicide, Grazon™ XC herbicide and Tordon™ 22K herbicide.
- Withdraw all animals three days prior to slaughter.
- If forage or hay must be removed from an area treated with Restore II, Reclaim II, Grazon XC or Tordon 22K, do not cut the forage or hay within 30 days of application. Allow 7 days after an application of Restore™ NXT herbicide with Rinskor™ active before cutting forage or hay.
- If livestock is being moved from a pasture treated with Corteva Agriscience™ Range & Pasture herbicides to a legume-based pasture, it is recommended that animals be grazed on an untreated, non legume-based pasture for three days when treating with Restore II, Restore NXT or Reclaim II and seven days when treating with Grazon XC or Tordon 22K.

Range and pasture products are designed for permanent grass pasture and rangeland where grazing is the method of harvest. The manure or compost from an animal fed treated forage should only be used on appropriate use sites where the loss of broadleaf plants, including legumes, can be tolerated.

## BROADCAST AND SPOT SPRAYING

	BROADCAST APPLICATION <i>20 gal/ac water volume</i>	SPOT APPLICATION <i>Mixing in 10 L water</i>
<b>Restore™ II ▲</b>	20 ac/case	24 mL (i.e. 0.24% solution)
<b>Restore™ NXT ▲</b>	33 ac/case PLUS 0.25–0.5% non-ionic surfactant (such as Gateway™ adjuvant)	15 mL (i.e. 0.15% solution) plus 50 mL (0.5% v/v) surfactant
<b>Reclaim™ II ▲</b>	20 ac/case PLUS 0.2% v/v non-ionic surfactant (such as Gateway)	2.3 g Reclaim II A 17 mL Reclaim II B 20 mL surfactant (such as Gateway)
<b>Grazon™ XC ■</b>	1.9 L/ac for weed control Tree rates: contact Corteva Agriscience	67 mL (i.e. 0.67% solution)
<b>Tordon™ 22K ■</b>	1.84 L/ac	50 mL (i.e. 0.50% solution)
<b>For Backpack/Spot Application:</b>		
▲ Thoroughly and uniformly wet the foliage, but not to the point of runoff.		
■ Apply to foliage until wet, up to the point of runoff.		
Maximum one application per year for all treatments.		
	<b>WATER VOLUMES</b>	<b>RAINFAST</b>
	<b>Ground:</b> Minimum 20 gal/ac	
	<b>Aerial:</b> Minimum 5 gal/ac	

## RE-SEEDING AND GRASS TOLERANCE



- Newly seeded grass should not be sprayed until secondary root development and a minimum of four leaf surfaces have established – well past the seedling stage.



- Safe to established grasses.
- Grasses may be seeded 10 months following an application.
- Legume re-establishment may be affected for up to five years.
- Soil organic matter, rainfall and temperature all affect the rate of degradation.



- Avoid applications under stress conditions when grass is not actively growing (hot or cold weather, excessive moisture or drought) as grass injury, including leaf discoloration and stunting of growth, in the season of application may result.

## HERBICIDE

**Grazon™ XC**

**Reclaim™ II**

**Restore™ II**

**Restore™ NXT**  
Rinskor™ active

**Tordon™ 22K**

For more information: Contact your Corteva Agriscience Range & Pasture Expert or visit [RangeAndPasture.corteva.ca](https://RangeAndPasture.corteva.ca)