

# Grassland and Maize Agronomy Update

JUNE 2019



## Welcome to the Corteva Agriscience Grassland and Maize Agronomy Update.

**Welcome to the Grassland and Maize Agronomy Update from Corteva Agriscience. With the merger of Dow AgroSciences, DuPont Crop Protection and DuPont Pioneer, this newsletter now covers maize as well as all things grassland.**

These regular technical notes are a seasonal commentary to help those interested in improving grassland and forage productivity on dairy, beef, sheep and equestrian enterprises.

You can claim two CPD points for subscribing to this email update, please go to: [www.corteva.co.uk/contact-us/sign-up](http://www.corteva.co.uk/contact-us/sign-up) and complete your details.

You can unsubscribe at anytime by emailing: [cortevauk@corteva.com](mailto:cortevauk@corteva.com)

### Contents

- Control thistles now
- Rejuvenation with Forefront® T
- Forefront® T stewardship via app
- Paddock weed control
- Decision tree on the Corteva Grassland App
- 'Fire brigade' treatments
- Rapid React silage inoculants
- Invasive weeds
- New leys
- Top Tips for summer weed control
- Ask a question

## Control thistles now.

**Taking time to control thistles in established grassland now will prevent them spreading seed this summer and causing bigger infestations to deal with next spring.**

Many thistles are now starting to flower. This means that they have grown beyond the ideal growth stage to be sprayed effectively with translocated herbicides. You should plan to mow them and wait for about 3 weeks for them to regrow to the ideal stage for treatment. At this time, the fresh rosette of young leaves will be big enough to provide the ideal target for a spray. Where thistles are the main weed, including the spear, creeping and marsh varieties, Thistlex®, which has been specifically formulated to kill these tough perennial weeds, provides an ideal solution.

An advantage of Thistlex® is that animals need only be excluded for seven days after the field has been treated, as opposed to 14 days for other products. Where grazing is tight, an additional week's worth of grazing can be crucial to livestock farmers in summer.

Thistlex® comes in a handy 3 litre pack and should be applied at a rate of 1l/ha in 200 litres of water.

# Rejuvenation with Forefront® T.



**There is an alternative to re-seeding pastures where grass has lost out to weeds. Grass is a great coloniser so removing weeds allows the grass the chance to regain control. Forefront® T has the capacity to transform weed infested grassland which is grazed by cattle or sheep.**

Forefront® T delivers the highest levels of control of a wide spectrum of agriculturally important weeds.

It moves to the roots of the weeds to ensure high levels of long-term control but is very safe to grass. It gives outstanding control of docks, thistles, nettles, dandelions, creeping buttercups and ragwort.

Tough perennial weeds like these compete with grass for light and nutrients and space – a 10% infestation of weeds means 10% less grass is growing that could be feeding livestock.

Forefront® T can only be used on ground that is grazed by cattle and sheep, which can return seven days after treatment or when the foliage of any poisonous weeds such as ragwort has completely recovered or disappeared. If it is a grass field that silage or hay will be made from, this will need to be done first. The field can be sprayed after the last cut, when weeds have regrown to a size suitable to treat.

Forefront® T needs to be recommended using the Corteva Grassland App, by a BASIS Crop Protection qualified advisor who has completed the Corteva Agriscience stewardship training. If you are a BASIS Crop Protection qualified advisor who has not previously recommended Forefront® T or who has, but not used the Grassland App, then please email [david.gurney@corteva.com](mailto:david.gurney@corteva.com) for more information and login details.

## Paddock Weed Control.

**Too many times, weeds in horse and pony paddocks grow beyond an ideal treatment size and end up left or topped which is added expense that does not get rid of stubborn perennial weeds such as nettles, docks and thistles.**

The dry conditions of last summer have resulted in a greater number of tired paddocks this year where weeds will be a bigger threat than usual.

The best products to use are those that deliver lasting control on the weeds that are sprayed and a short grazing interval. Envy® is a good solution in this respect. Applied through a boom sprayer, it gives

high levels of control of a broad range of weeds such as buttercup, dandelion, chickweed, plantain, daisy and dock, but is very safe to the grass.

Horses need to be removed for just seven days in the absence of ragwort. If ragwort is also present then consider the addition of a product containing 2,4-D as this will widen the spectrum to include this weed.

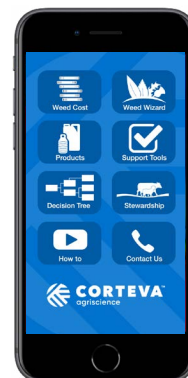
Envy® is particularly useful for horse paddocks as its use will not result in any herbicide residues in manure that is subsequently produced – so this can be picked, stored and later safely used in gardens and on allotments.

An alternative option to a boom spray application is spot treatment with Gazon® Pro. This is a great product for docks, nettles and thistles and also works well on tough woodier weeds such as bramble, gorse and broom.

# Forefront® T stewardship via app.

**The Corteva Grassland App is available for download and use.**

Go the [APP store](#) for IOS or [Google Play](#) for Android & search 'Grassland' or use the desktop version at <https://grassland.farming.co.uk>

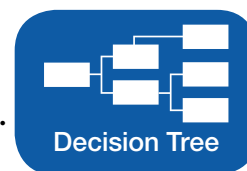


Stewardship process via the app:



## Decision tree.


**The Corteva Grassland App now contains a decision tree tool.**



The decision tree tool gives users more options to find the best solution.

Users can select the primary weed problem, plus a secondary weed if required, whether grass is newly sown or established, the size of weeds present, the spray application method that will be used, and the grass usage i.e. grazing or cutting.

The app then finds the best solutions for that scenario.



**'Fire brigade' treatments – remedial weed control.**

**Ideally all weed control would be carried out at a time that will ensure the best level of control.**

However in reality, other jobs such as caring for livestock take priority, or unsuitable weather conditions at the correct timing for weed control, means weeds get out of hand, and remedial action is needed. Where weeds have grown past the ideal vegetative growth stage and are flowering, application of herbicides will result in reduced levels of control.

The best course of action is to top them, which re-energises perennial weeds to resume vegetative growth. Allow them to regrow for approximately three weeks and then spray the leafy regrowth.

## Pioneer Rapid React silage inoculants.

**A new, faster-acting Pioneer silage inoculant has been introduced by Corteva Agriscience in time for silage operations this summer.**

Pioneer brand 11G22 Rapid React (RR) is for use on high dry matter grass, wholecrop cereal and lucerne silage crops. Compared to the original 11G22, the Rapid React product includes an additional new strain of the bacteria *Lactobacillus buchneri*, which ensures treated silages are aerobically stable much faster after ensiling.

Pioneer combination inoculants contain multiple strains of bacteria – mainly homofermentative strains of lactic acid producing-bacteria that quickly lower silage pH, but also heterofermentative *Lactobacillus buchneri*, that suppress growth of undesirable yeasts and moulds. In higher dry matter silages these undesirable organisms can lead to heating and spoilage. The strain of *L. buchneri* in 11G22 was very effective at reducing silage heating but did not complete its activity until six weeks after ensiling. 11G22 RR will produce silages that are aerobically stable from as fast as 7 days after ensiling. With forage stocks still low following last year's drought, early feeding of



this year's silage is being considered on many farms.

Like 11G22, the new 11G22RR will reduce shrink losses during feed-out and ensure silage remains cool for much longer when the silage is exposed to air. With so many different types of silage being made these days, it is important to choose the right inoculant for each one, the trend towards producing drier silages automatically leads to greater potential for mould and yeast growth – so treating with an effective and crop specific product, is critical to achieving good fermentation and minimising losses.

11G22 RR is available as a water-soluble product in packaging suitable to use in tank mixes or with the Pioneer Appli-Pro systems for easy and convenient application.



## Invasive weeds.

**A land occupier has a responsibility to prevent invasive non-native plants on their land from spreading on to a neighbour's property.**

Invasive non-native plants are species which have been introduced to the UK that have the ability to outcompete the UK's native flora. Species such as Japanese knotweed, Himalayan balsam and giant hogweed are

listed under schedule 9 to the Wildlife and Countryside Act 1981. Under the Environmental Protection Act 1980, Japanese knotweed and giant hogweed are classified as controlled waste.

Invasive weeds native to the UK include ragwort, gorse and bramble.

For further information on controlling native and non-native invasive weeds see the [Corteva Agriscience Invasive Weed Control Leaflet](#).

## Ask a question

**Q** What is the best herbicide to use to control brambles?

**A** Grazon® Pro is the best herbicide to control brambles. Brambles should be sprayed between June and August, when plants are actively growing, but before plants begin to die back in the autumn. It is essential that all foliage is thoroughly wetted, or incomplete kill may result. The maximum concentration must not exceed 60ml of Grazon® Pro per 10 litres of water.

## Earn BASIS Points.

**2 BASIS points (1 crop protection and 1 personal development) will**

**be awarded to those subscribing to Grassland Agronomy and Maize Agronomy Update.**

**Please include course name 'Grassland Agronomy Update' and ref number: CP/84141/1920/g, on the training record and send to [linda@basis-reg.co.uk](mailto:linda@basis-reg.co.uk)**

**These details are valid until 31 May 2020.**

**BASIS**

## Top Tips for summer weed control.



**By now, weeds like docks, thistles and nettles are flowering and seeding. Regardless of any potential chemical weed control plans, they should be topped to stop seeding.**

If the weeds and grass are actively growing they should be at the appropriate growth stage for spraying 2-3 weeks after topping. However, spraying should be avoided if the grass is under stress e.g. lack of moisture. Be sure to use the recommended water volumes.

Any other timing restrictions on the product label must be observed.

Good spraying practice to manage the impact on bees and other beneficial insects becomes paramount at this time of year.

## New sown leys.

**Many new leys sown last autumn struggled in the dry conditions and some will need spraying now to control the weeds that are competing with the young grass.**

Leystar® and Envy® are amongst the few products to have approval for weed control in new sown leys, although it should be noted that neither are clover-safe.



Leystar® can be used up to 31st August and Envy® up to 30th November.

With no chemical control options available for reducing frit fly and leather jacket populations, careful planning to establish an autumn sown ley is required now. Leave as much time as possible between destroying the previous grass crop and sowing the new one to reduce the threat from frit fly and leather jackets. Bare ground at the time of egg-laying will reduce the risk, as will having a break crop between destruction of the old sward and sowing of the new one.

**For regular updates on agronomic issues, find us on Twitter:**

**[twitter.com/cortevauk](https://twitter.com/cortevauk) and Facebook: [facebook.com/cortevauk](https://facebook.com/cortevauk)**

**For further information please contact the Corteva Agriscience technical hotline on 0800 689 8899 or [UKHotline@corteva.com](mailto:UKHotline@corteva.com) or go to [www.corteva.co.uk/grassland](http://www.corteva.co.uk/grassland)**

## Why wait for snail mail?

It makes sense to have future newsletters sent direct to your inbox. You'll get valuable grass and maize agronomy insight and advice faster.

Sign up for our e-newsletter at:

**[www.corteva.co.uk/contact-us/sign-up](http://www.corteva.co.uk/contact-us/sign-up)**