



PIONEER[®]

MADE TO GROW[™]

**TRIAL RESULTS FOR
2023/24 SELECTION**

FACTS[®]

Maize Hybrids



FACTS[®]
Pioneer Accurate Crop Testing System

Dear Pioneer Maize Grower,

We are very pleased to present to you the Pioneer maize hybrid range for 2023 and the results of the 2022 PACTS Trials. PACTS is an abbreviation for 'Pioneer Accurate Crop Testing System', we conduct these on-farm trials every year so that we can accurately describe the performance of the Pioneer maize hybrids we offer for sale.

Correctly describing our products is very important to us – it enables our customers to select the correct hybrid for their needs. When you choose a Pioneer hybrid tested in PACTS Trials you can be sure farmers with the same challenges as you have thoroughly evaluated it on their farms in a commercial production situation.

PACTS® hybrid highlights

P7179 – Extra Early – NEW

P7179 is a very promising new hybrid for sowing in 2023. It has been tested over 11 locations and two years on favourable PACTS sites, and 12 locations over two years on less favourable sites. On favourable sites it has given a dry matter yield 8% above the Control hybrid with a dry matter content of 43.5%. On less favourable sites it has yielded 6% above the Control hybrid with a dry matter content of 41% P7179 has a flint grain texture.

P7326 – Extra Early

The biggest selling Pioneer maize hybrid in the UK in 2022. Many growers in the UK and Ireland hold this extra early maturity flint-dent grain textured hybrid in high regard, and not least because it delivers the reliability growers often seek. If you are looking for a hybrid that will come to harvest rapidly on favourable sites, or a hybrid that will deliver yield and quality silage even on less favourable sites, P7326 is proven to perform.

P7034 – Very Early

The second biggest selling Pioneer hybrid across the UK and Ireland in 2022. The area planted to this early flowering, and very early maturity, dent grain textured hybrid has increased every year in both countries since its launch in 2018. P7034 qualifies as being what we term an M³ hybrid (pronounced 'M cubed'). P7034 is the only M³ hybrid suited to the UK. Growers clearly appreciate its starch yield and the big impact its impressive rumen degradable starch content has on how well it feeds! Clamp P7034 last and feed it first to take full advantage of its M³ quality.

P7364 – Very Early

Commercially available in Ireland in 2023 and due to be launched in the UK in 2024. P7364 combines a very high yield with earliness and very good standing power. On favourable sites, over 19 locations and three years, it has given a dry matter yield 12% above the Control hybrid. It is suited to favourable sites and the better less favourable sites.

P7948 – Early

P7948 is second for yield on the favourable site results but with an early level of maturity. This flint textured hybrid has the ability to add many extra tonnes to your silage clamp. Now tested on 31 favourable locations in the open over the last 4 years it has given a dry matter yield 15% higher than the Control hybrid P7034.

P8200 – Intermediate

P8200 is a very large stature hybrid that dries down rapidly at maturity and produces very high dry matter yields. It has shown good adaptation to favourable sites when grown in the open, and a very wide range of sites when sown using the Samco System. Aided by the Samco System and its flint grain texture, P8200 has delivered high dry matter yields in the coldest of seasons.

P8201 – Intermediate

P8201 combines a very high dry matter yield with a high yield of rumen degradable starch. It responds to favourable locations in the open and to the heat generated under film. P8201 can satisfy the dry matter and starch yield ambitions that growers investing in the Samco System are aiming for.

P8171 – Very Late

One of the latest hybrids in the range for the UK and Ireland. Big yielding for the most favourable locations in the open and favourable sites when grown under film.

Pioneer brand inoculants

Our comprehensive proprietary range of silage inoculants have been developed to reduce dry matter losses and improve silage quality. Whether you are making grass silage in cool challenging environments or maize silage in ideal conditions, applying the most appropriate Pioneer silage inoculant can make dramatic differences to your profitability. **You can see the full range of our silage inoculants on pages 8 and 9.**

As always, our sincere thanks go to the farmers and contractors who have participated in the 2022 PACTS Trials. We couldn't do it without you!

Yours sincerely,

On behalf of Corteva Agriscience

Andy Stainthorpe

Seeds and Silage Inoculant Sales Manager,
UK and Ireland

Your key UK and Ireland contacts

We're here to answer any queries about Pioneer maize and silage inoculants.

Forage Specialists

Andy Stainthorpe

UK & Ireland

Office: **01823 334279**

Mobile: **07801 183234**

Email: **andy.stainthorpe@corteva.com**



Jonathan Bellamy

Central England & North Wales

Office: **01270 619825**

Mobile: **07801 183233**

Email: **jonathan.bellamy@corteva.com**



Beckie Cartwright

Northern England
& Scotland

Mobile: **07917 520707**

Email: **rebecca.cartwright@corteva.com**



Chris Woodget

South England & South Wales

Mobile: **07388 850904**

Email: **chris.woodget@corteva.com**



Forage and Seed Promoters

Chris Pashby

North West Promoter

Mobile: **07737 612318**

Territory: **Cheshire, Staffordshire,
Derbyshire and Nottinghamshire**



Tom Carey

West Midlands Promoter

Mobile: **07432 154981**

Territory: **Shropshire, Herefordshire,
Worcestershire, Leicestershire
and Warwickshire**



Pieter Botha

South East Promoter

Mobile: **07915 127965**

Territory: **Oxfordshire, Berkshire,
Wiltshire, Hampshire, Isle of Wight,
West Sussex, East Sussex and Kent**



Matt Conradie

South West Promoter

Mobile: **07788 735780**

Territory: **West Wales, South Wales,
Gloucestershire, Somerset, Dorset,
Devon and Cornwall**



PACTS® Trials background

Whether a particular maize hybrid realises its full genetic potential depends largely upon how well it is adapted to the growing environment and how successfully it is managed. The PACTS Trials are conducted to help growers identify which Pioneer hybrids are best suited to their location and cropping needs. Trial locations are selected so that they fully reflect the sites and growing practices typical of those found in the UK and Ireland.

Layout

Each PACTS trial is established within a commercial crop of maize and is planted and harvested by the host farmer with the close assistance of Pioneer staff. All trial plots are managed as part of the whole field, so performance measured is as a consequence of local weather conditions and the type of commercial crop management practiced at each location.

A PACTS trial is generally comprised of between 15 and 20 plots. The plots are planted in identically sized marked areas adjacent to each other across a uniform part of the selected field. Each plot is 6 or 8 rows wide and normally 50 metres in length. Typically, every fourth strip is the same hybrid and is designated as a Control variety. The Control hybrid provides data that is used to offset the variable effects of soil type changes across a trial. In 2022, the Control hybrid was P7034.

Sites

Each trial site is classified as being Favourable or Less Favourable depending upon the heat that would typically be accumulated at that location. The results of individual trials conducted this year are shown within. Occasionally due to space restrictions some trials are not shown. The results from any trials either this year or previous years are always available on request.

Competitor hybrids

Typically, three or four widely grown hybrids from competitor plant breeding companies are included in each PACTS trial. The competitors selected for each site depend on whether a site is favourable or less favourable. The competitor hybrids used in 2022 were Prospect, Calvini KWS, Ambition and Resolute.

Contents

BIOSTIMULANTS	6
M³ DENT GENETICS	7
PIONEER INOCULANT PRODUCT GUIDE	8
PACTS RESULTS SUMMARIES	10
PACTS HYBRID DESCRIPTIONS	18
PACTS INDIVIDUAL SITE RESULTS	44
PACTS TRIALS DETAILS	56

Sample testing

Representative samples from every PACTS forage plot are taken after harvest and sent for Near Infra-Red Spectrophotometer (NIRS) laboratory quality testing. NIRS testing provides multiple forage quality parameters including starch content, whole plant digestibility and neutral detergent fibre (NDF).

Cob samples are also taken on the day of harvest from selected plots to enable the testing for rumen degradable starch. Rumen degradable starch measurements in PACTS trials are considered a key parameter of starch quality. This testing enables Pioneer growers to consider relative hybrid rumen degradability when selecting a maize hybrid.

The extensive PACTS testing programme ensures that the quality data generated is strongly indicative of the maize silage a seed purchaser can expect to harvest when growing a particular Pioneer hybrid.



Maize hybrid selection

The selection of a particular hybrid for cultivation inevitably varies according to the different criteria a grower has. In many situations yield is of paramount importance but earliness of maturity is usually another critical factor. Other factors such as standing power, silage nutritional quality and end-use intentions e.g. whole plant silage fed to livestock or used for biogas production should be taken into account. No single hybrid will suit all situations.

The factors shown in the table below are just some of those that can have a major influence on the quantity, quality and value of the maize crop produced.

Growing a maize crop that meets all requirements depends upon selecting a hybrid with the most appropriate genetic potential and then managing that hybrid in a manner that will meet the chosen objectives.

The environment	Crop husbandry	Hybrid genetics
Latitude	Seedbed quality	Yield potential
Soil type	Drilling date	Crop maturity
Altitude	Planting population	Disease resistance
Aspect	Fertiliser policy	Standing power
Shelter	Use of the Samco System	Grain type (Flint or Dent)
Harvesting and storage	Use on-farm	Sell off-farm
Harvesting method	Whole plant silage	Silage quality
Harvest timing	Ensiled crimped grain	Aerobic stability
Storage method	Biogas production	Value versus other feeds
Feed-out methods	Ration balancing	Local demand
Use of inoculant	Long term feed supply	Transport costs

Historical forage PACTS® trials results summary

Year	Control Hybrid	Fresh Weight Yield Tonnes/Hectare (t/ha)	Dry Matter (%)	Dry Matter Yield (t/ha)	Starch (%)	Starch Yield Converted to Grain (t/ha at 15% Moisture)	Sugar (%)	Whole Plant Digestibility (%)	Neutral Detergent Fibre (%)	Number of Sites
2022	P7034	34.778	38.2	13.4	40.5	8.093	1.4	77.2	35.5	17
2021	P7892	42.295	35.0	17.3	35.3	9.306	2.8	75.2	59.4	15
2020	P7892	45.488	35.7	16.3	30.9	7.692	5.2	67.6	40.6	16
2019	P7892	43.243	39.3	17.0	34.7	9.019	4.5	68.8	41.4	19
2018	P7892	41.295	37.0	14.8	31.5	7.130	3.8	69.6	41.4	14
2017	P7892	48.662	35.8	18.0	32.6	8.975	5.1	70.4	37.9	19
2016	P7892	47.607	35.8	17.0	33.2	8.660	5.6	70.4	40.9	14
2015	PR39V43	47.603	31.9	15.2	25.0	5.807	9.8	69.5	43.2	15
2014	PR39V43	47.822	36.2	17.3	34.1	9.022	5.4	68.8	40.5	18
2013	PR39V43	44.695	35.6	15.9	35.3	8.587	4.0	71.6	38.9	13
2012	PR39V43	37.966	32.4	12.3	29.4	5.531	4.9	70.1	43.0	12
2011	JUSTINA	48.100	33.1	15.9	31.1	7.586	2.1	70.1	43.6	14
2010	JUSTINA	45.994	33.7	15.5	36.2	8.582	1.4	70.6	41.7	10
2009	JUSTINA	55.161	31.0	17.1	27.2	7.114	4.8	66.0	nr	13
2008	JUSTINA	46.108	30.4	14.0	30.0	6.425	3.4	69.1	nr	16
2007	JUSTINA	55.853	29.9	16.7	30.0	7.662	3.3	68.2	nr	14
2006	JUSTINA	45.042	35.3	15.9	37.0	8.998	3.0	nr	nr	13
2005	JUSTINA	54.633	31.3	17.1	33.4	8.735	2.6	nr	nr	16
2004	JUSTINA	50.774	32.3	16.4	33.9	8.503	2.7	nr	nr	15
2003	JUSTINA	50.629	31.8	16.1	33.0	8.126	3.0	nr	nr	17
Average		48.443	33.1	16.0	32.1	7.888	4.1	69.5	41.2	15

NOTE: All trials included in this summary were grown in the open; nr = not recorded

A unique way to enable plants to capture nitrogen all season.

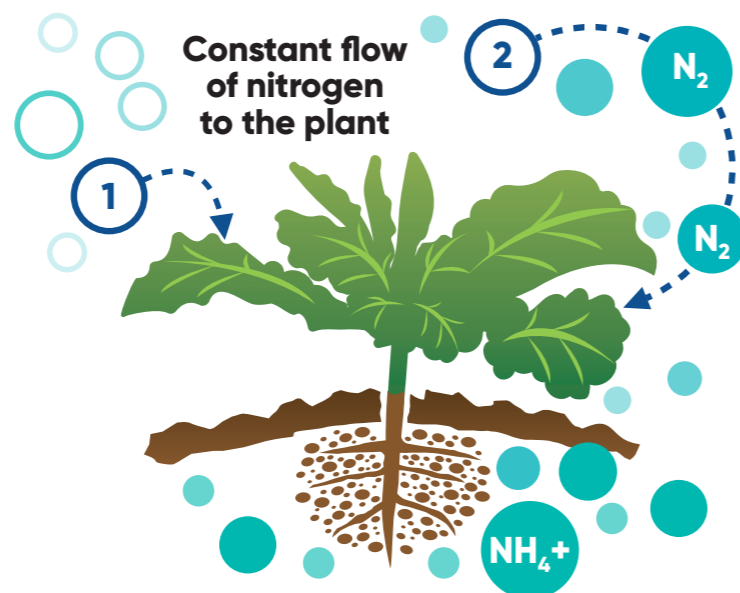
BlueN™ NUTRIENT EFFICIENCY BIOSTIMULANT

What is BlueN?

BlueN™ is a nutrient efficiency biostimulant for use in a broad range of crops. It contains *Methylobacterium symbioticum*, a bacteria found in nature, which fixes nitrogen from the air and converts it for the plant. BlueN provides a sustainable, additional source of nitrogen for the plant, ensuring the plant has access to nitrogen all season long.

How it works

- 1 BlueN enters the plant through the stomata and colonises around the leaf cells.
- 2 It then converts N₂ from the air into ammonium, resulting in a constant supply of nitrogen to the plant.



For more information on BlueN visit: www.corteva.co.uk/products-and-solutions/biologicals
To keep up to date with information on BlueN and future biostimulants visit: corteva.co.uk/signup



Heads up!

We're giving away Pioneer branded baseball caps to the first 100* participants who help us with our short PACTS book survey.

To be in with your chance, simply scan the QR code or visit: my.corteva.com/PACTS2023Survey



The impact of M³ dent genetics on faecal starch losses and milk production.



P7034 is the first Pioneer maize hybrid to meet the M³ advancement criteria and provide UK growers with access to the advantages of dent textured grain.

When feeding cows or beef cattle dent maize can provide a significant nutritional advantage – i.e. increased ruminal starch degradability. Dent starch is high in soft-floury endosperm and is more readily broken down in the rumen than the hard, vitreous endosperm found in flint grain hybrids.

Starch that isn't broken down and digested in the rumen or hindgut will pass through the cow to be excreted in the faeces. Nutritionally, this is an expensive loss – indicating poor utilisation, nutrient losses and wasted energy. Ideally, residual starch losses should be less than 3% (Urness, Oct 2011), with losses over 5% being a cause for concern.

Studies have shown that dent hybrids demonstrate a 2% reduction in faecal starch losses compared to typical flint hybrids (Laflotte, et al July 2016). Each 1% reduction in faecal starch can be equated to an extra 0.35l milk/day (Ferguson, 2003). The 2% reduction in faecal starch associated with dent hybrids gives an additional 0.7l milk/cow/day. Based on a typical forage intake of 30kgs maize silage/cow/day, 1 tonne of maize silage would feed 33 cows/day. At 0.7l/day this equates to 23 litres milk/tonne of maize silage fed. Assuming a price of 32p/litre for milk (Defra, September 2021) and 23 litres of milk/tonne of maize silage, an **additional £7.36 of milk/tonne can be achieved** from feeding dent starch silage. **The value of this, assuming 36.8t maize/hectare is £271/hectare.**

The nutritional benefits of feeding maize with dent genetics are quantified by these figures. Ultimately, the reduction in faecal starch losses associated with increased ruminal starch degradability will give rise to increases in milk yield and liveweight gain (the energy required to produce 23l of milk equates to approximately 3.5kg of liveweight gain). M³ genetics are currently only available to the UK grower via Pioneer's hybrid P7034.

Source: Progressive Dairy, 11th Oct 2011 – Faecal starch analysis: a closer look (Jon Urness)

Source: 2015 French Dairy Trial, University of Lorraine Laflotte, A, L. Aubry, B. Mahanna and F. Owens. Proceedings 2016 JAM Meeting Abstract 15902, Salt Lake City, July 2016

Source: Dairy Performance, 29th September 2011 – Getting the rest of the story on faecal starch

Dent type grain showing characteristic deep kernels



Pioneer brand silage inoculant technology

The use of Pioneer silage inoculants will lead to lower dry matter losses, higher nutritional value, and improved aerobic stability.

Complementary, proprietary, and highly efficient strains of lactic acid producing bacteria are incorporated into many Pioneer silage inoculants to convert sugar rapidly and efficiently to lactic acid. The activity of these bacterial strains leads to a much faster drop in silage pH with many beneficial consequences including higher dry matter recovery, increased microbial protein and a reduction in ammonia content.

Pioneer strains of *Lactobacillus buchneri* convert lactic acid to the two compounds acetic acid and propandiol. These strains are included in Pioneer products intended for use on silages at risk from aerobic instability. The compounds they produce, when present together, suppress mould growth, and minimise silage heating. The inclusion of proven Pioneer strains of *L. buchneri* in various Pioneer products ensures silage can be made so that it is aerobically stable.

The latest Pioneer *L. buchneri* strains are faster acting and the incorporation of them can lead to aerobic stability being achieved in as little as 7 days of ensiling. Products including these strains are referred to as Rapid React products. **RAPID REACT. AEROBIC STABILITY**

Special patented strains of *L. buchneri* included in Pioneer Fibre Technology products generate ferulate esterase enzymes during the fermentation process. The activity of these enzymes leads to improved fibre digestion rates and further enhances silage nutritional value.

The full range of Pioneer Silage Inoculants from Corteva Agriscience can be seen at www.corteva.co.uk/Pioneer/silage-inoculants



Pioneer inoculants enable faster and more efficient fermentation, meaning less dry matter losses and improved stability and digestibility of silage crops.

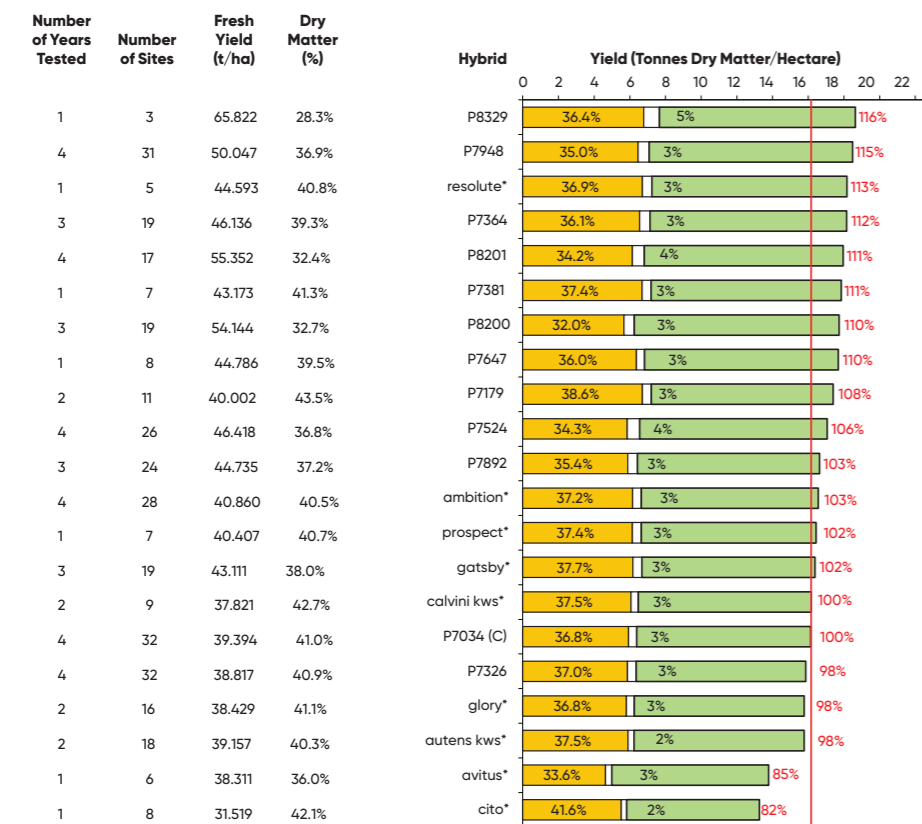
Unique fibre technology

Product	Forage	Improvement purpose
PIONEER® 11GFT	Grass and wholecrop cereal silages	Fermentation, animal performance and fibre digestibility, aerobic stability
PIONEER® 11CFT	Maize silage	Fermentation, animal performance and fibre digestibility, aerobic stability
PIONEER® 11CH4	A wide range of high dry matter silages	Aerobic stability and gas production
PIONEER® 11GH4	High dry matter grass and cereal silages	Fermentation and aerobic stability of grass and wholecrop silages intended for gas production

Traditional technology and with Rapid React

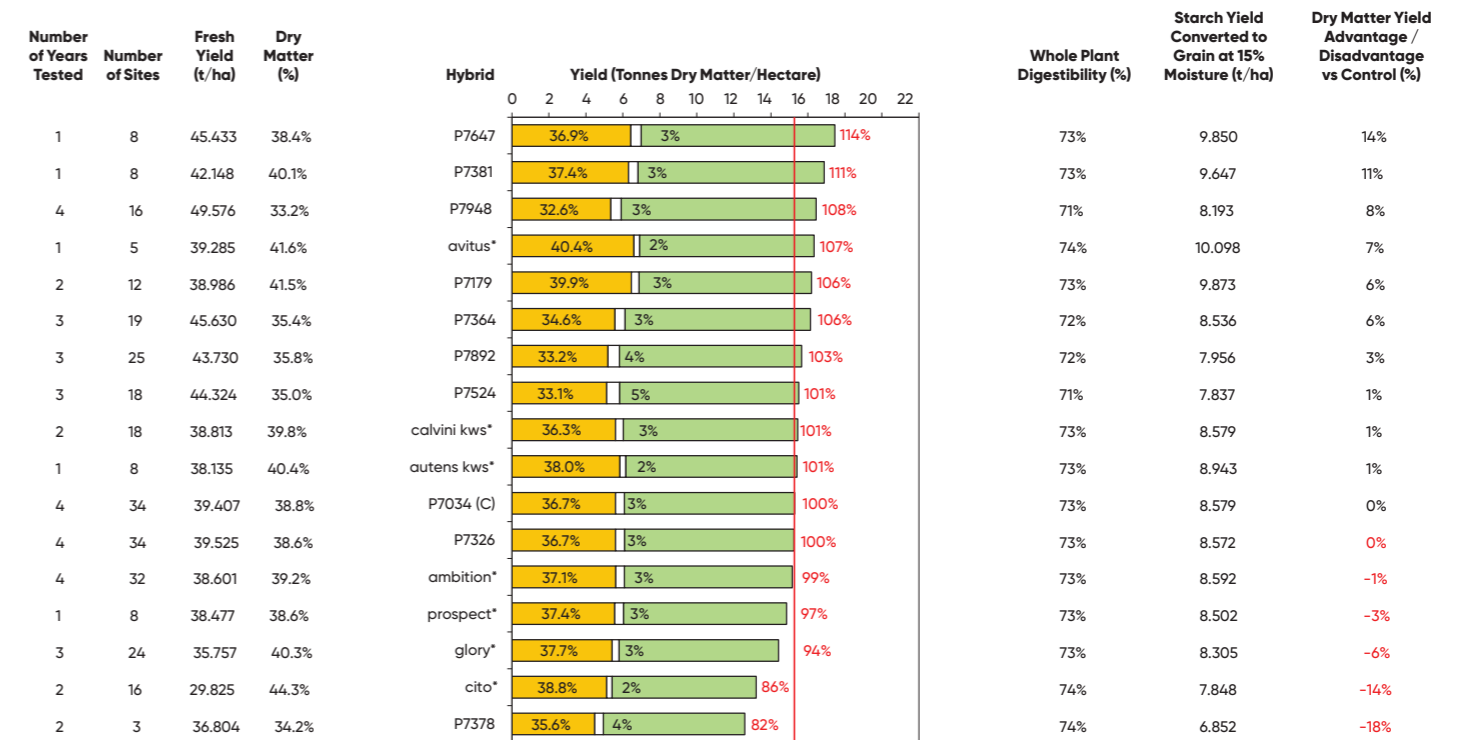
Product	Forage	Improvement purpose
PIONEER® 11G22 RAPID REACT. AEROBIC STABILITY	High dry matter grass, wholecrop cereal and pea/cereal silages	Fermentation, animal performance and aerobic stability
PIONEER® 11C33 RAPID REACT. AEROBIC STABILITY	Maize silage	Fermentation, animal performance and aerobic stability
PIONEER® 11B91 RAPID REACT. AEROBIC STABILITY	Crimped maize grain	Fermentation, animal performance and aerobic stability
PIONEER® 11A44 RAPID REACT. AEROBIC STABILITY	A wide range of high dry matter silages	Aerobic stability
PIONEER® 1188	Grass silage below 30% dry matter	Fermentation and animal performance
PIONEER® 11A44	A wide range of high dry matter silages	Aerobic stability
PIONEER® 11XH4	A wide range of high dry matter silages	Fermentation and aerobic stability in a wide range of silages intended for gas production

Whole plant forage, favourable sites, 2019 - 2022



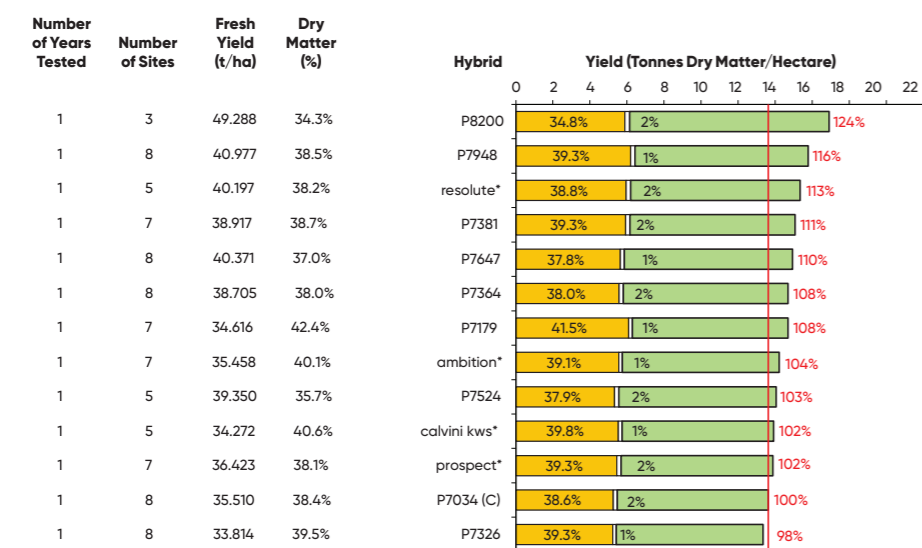
Whole Plant Digestibility (%)	Starch Yield Converted to Grain at 15% Moisture (t/ha)	Dry Matter Yield Advantage / Disadvantage vs Control (%)
73%	10.371	16%
71%	9.883	15%
72%	10.255	13%
72%	10.013	12%
72%	9.388	11%
72%	10.222	11%
69%	8.685	10%
71%	9.734	10%
72%	10.263	8%
71%	8.955	6%
72%	8.995	3%
73%	9.420	3%
72%	9.403	2%
73%	9.437	2%
71%	9.275	0%
72%	9.075	0%
72%	8.979	-2%
71%	8.877	-2%
72%	9.031	-2%
72%	7.090	-15%
76%	8.439	-18%

Whole plant forage, less favourable sites, 2019 - 2022



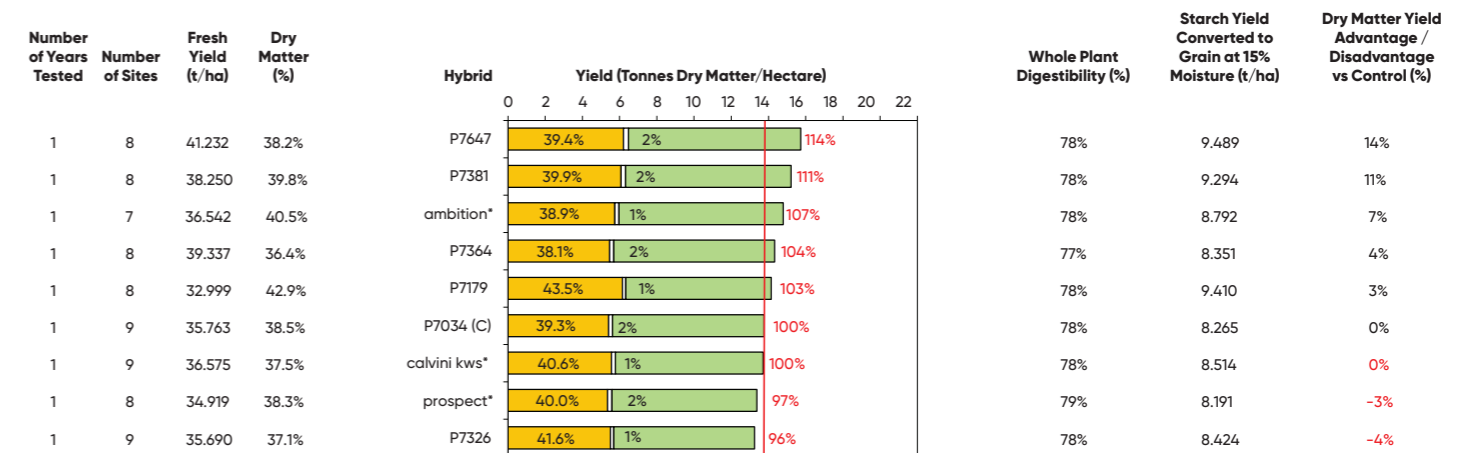
Whole Plant Digestibility (%)	Starch Yield Converted to Grain at 15% Moisture (t/ha)	Dry Matter Yield Advantage / Disadvantage vs Control (%)
73%	9.850	14%
73%	9.647	11%
71%	8.193	8%
74%	10.098	7%
73%	9.873	6%
72%	8.536	6%
72%	7.956	3%
71%	7.837	1%
73%	8.579	1%
73%	8.943	1%
73%	8.579	0%
73%	8.572	0%
73%	8.592	-1%
73%	8.502	-3%
73%	8.305	-6%
74%	7.848	-14%
74%	6.852	-18%

Whole plant forage, favourable sites, 2022



Whole Plant Digestibility (%)	Starch Yield Converted to Grain at 15% Moisture (t/ha)	Dry Matter Yield Advantage / Disadvantage vs Control (%)
77%	9.004	24%
78%	9.479	16%
78%	9.099	13%
78%	9.069	11%
77%	8.636	10%
77%	8.529	8%
77%	9.325	8%
77%	8.508	4%
77%	8.145	3%
77%	8.464	2%
78%	8.342	2%
77%	8.051	0%
76%	8.012	-2%

Whole plant forage, less favourable sites, 2022



Whole Plant Digestibility (%)	Starch Yield Converted to Grain at 15% Moisture (t/ha)	Dry Matter Yield Advantage / Disadvantage vs Control (%)
78%	9.489	14%
78%	9.294	11%
78%	8.792	7%
77%	8.351	4%
78%	9.410	3%
78%	8.265	0%
78%	8.514	0%
79%	8.191	-3%
78%	8.424	-4%

■ Starch Yield & % □ Sugar Yield & % ■ Stover Yield ■ Relative Dry Matter Yield index (C=100%)

C = Control Hybrid; * = Competitor Hybrid, ** = Hybrid trade name following official registration

Pioneer hybrids for energy production

The most appropriate maize hybrid for biogas production in any one situation depends on multiple factors. Maize hybrid selection for biogas production should always begin with a field assessment to determine appropriate

hybrid maturity. PACTS trials enable Pioneer to predict gas yields that can be achieved from different Pioneer hybrids cultivated on different sites in the open and under film.

Methane gas yield predictions from PACTS® trials

Favourable Sites Grown In The Open 2019 - 2022					
Hybrid	Methane Yield*		Dry Matter %	No. Yrs Tested	No. Sites Tested
	Litres / ha	Litres / kg Dry Matter			
P8329	5,986,999	322	28.3%	1	3
P7948	5,874,129	319	36.9%	4	31
P7364	5,837,739	322	39.3%	3	19
resolute*	5,836,603	323	40.8%	1	5
P8201	5,742,302	320	32.4%	4	17
P7381	5,722,656	322	41.3%	1	7
P7647	5,663,066	321	39.5%	1	8
P7179	5,583,542	322	43.5%	2	11
P8200	5,529,158	312	32.7%	3	19
P7524	5,447,018	321	36.8%	4	26
ambition*	5,367,961	324	40.5%	4	28
P7892	5,347,762	322	37.2%	3	24
gatsby*	5,315,531	326	38.0%	3	19
prospect*	5,285,070	323	40.7%	1	7
calvini kws*	5,163,561	321	42.7%	2	9
P7034 (C)	5,149,164	320	41.0%	4	32
P7326	5,089,318	322	40.9%	4	32
autens kws*	5,070,219	322	40.3%	2	18
glory*	5,048,203	321	41.1%	2	16
cito*	4,463,884	336	42.1%	1	8
avitus*	4,351,568	317	36.0%	1	6



C = Control Hybrid
* = Competitor Hybrid

Methane yield figures are determined using a calculation based on the Weissbach formula. This formula predicts gas output based on the value of the key substrates in the forage prior to fermentation. The calculation of Fermentable Organic Dry Matter, or 'FoTs', is a key part of the formula and the FoTs is determined using actual yield and quality results from PACTS trials.

Less Favourable Sites Grown In The Open 2019 - 2022					
Hybrid	Methane Yield*		Dry Matter %	No. Yrs Tested	No. Sites Tested
	Litres / ha	Litres / kg Dry Matter			
P7647	5,701,466	327	38.4%	1	8
P7381	5,484,068	326	40.1%	1	8
avitus*	5,394,901	328	41.6%	1	5
P7179	5,319,754	327	41.5%	2	12
P7948	5,308,106	319	33.2%	4	16
P7364	5,196,591	322	35.4%	3	19
P7892	5,062,804	323	35.8%	3	25
autens kws*	4,999,566	325	40.4%	1	8
calvini kws*	4,999,397	325	39.8%	2	18
P7524	4,967,145	321	35.0%	3	18
ambition*	4,958,903	327	39.2%	4	32
P7326	4,946,157	324	38.6%	4	34
P7034 (C)	4,945,200	325	38.8%	4	34
prospect*	4,854,316	328	38.6%	1	8
glory*	4,717,118	327	40.3%	3	24
cito*	4,276,853	323	44.3%	2	16
P7378	4,229,227	334	34.2%	2	3

Less Favourable Sites Grown Under The Samco System 2014 - 2021					
Hybrid	Methane Yield*		Dry Matter %	No. Yrs Tested	No. Sites Tested
	Litres / ha	Litres / kg Dry Matter			
P8171	5,582,909	312	30.4%	6	12
P8201	5,374,637	309	31.5%	8	29
P7948	5,295,479	314	34.7%	5	17
P8329	5,278,681	307	30.8%	4	9
P8200 (C)	5,262,327	309	31.1%	9	46
P7034	5,044,249	315	37.3%	6	23
P7179	5,002,945	319	44.9%	2	4
P7378	4,999,750	320	37.9%	5	10
P7892	4,917,120	320	35.1%	8	29
P7364	4,894,613	311	34.7%	2	7
P7524	4,796,843	319	34.7%	9	26
P7326	4,672,784	318	38.2%	9	34
P7460	4,150,840	313	33.3%	2	3

Grain trials, grown in the open 2017 - 2022

Number of Years Tested	Number of Sites	Fresh Yield (t/ha)	Grain Moisture at Harvest (%)	Hybrid	Yield (Tonnes/Hectare at 15% Moisture)		Yield Advantage / Disadvantage vs Control (%)
					Grain Yield	Relative Yield Index (C = 100%)	
2	5	12.912	30.7%	P7364	10.524 t/ha	111%	11%
4	5	13.062	32.3%	P8329	10.396 t/ha	110%	10%
1	2	12.162	27.6%	P7179	10.355 t/ha	110%	10%
4	11	12.748	31.3%	P7948	10.299 t/ha	109%	9%
6	12	11.408	28.9%	P7034	9.543 t/ha	101%	1%
6	14	11.192	28.2%	P7326 (C)	9.451 t/ha	100%	0%
2	7	11.665	32.1%	P7460	9.324 t/ha	99%	-1%
3	3	11.318	30.9%	P7524	9.199 t/ha	97%	-3%
3	3	10.374	29.9%	P7892	8.549 t/ha	90%	-10%

Grain Yield, Tonnes/Hectare at 15% Moisture Relative Yield Index (C = 100%)

C = Control Hybrid

PACTS® hybrid maize agronomic descriptions for 2023

Hybrid	Silage Maturity Description	Silage Maturity Rating Based on FAO** Scale	Stover Dry-Down Approaching Maturity	Soil Type Adaption Guide			Early Vigour	Lodging Resistance Rating (1-9)	Eyespot Resistance Rating (1-9)
				Light	Medium	Heavy			
P7179 NEW	Extra Early	165	Very Fast	←		→	Good	7.4	8.0
P7381 NEW*	Extra Early	170	Very Fast	←		→	Good	7.8	6.0
P7326	Extra Early	180	Fast	←		→	Very Good	8.0	6.2
P7034	Very Early	185	Moderate	←		→	Good	8.0	5.4
P7647 NEW*	Very Early	190	Moderate	←		→	Very Good	7.6	4.8
P7364*	Early	195	Fast	←		→	Very Good	8.0	7.0
P7892	Early	200	Very Fast	←		→	Very Good	7.9	6.3
P7524	Early	200	Moderate	←		→	Very Good	8.1	7.6
P7948	Early	230	Moderate	←		→	Good	8.0	7.8
P7460	Intermediate	230	Slow	←		→	Average	8.0	-
P8200	Intermediate	230	Moderate	←		→	Good	7.8	8.2
P8201	Intermediate	230	Moderate	←		→	Very Good	8.0	6.5
P8171	Late	250	Slow	←		→	Good	7.8	-
P8329	Late	250	Moderate	←		→	Very Good	8.2	-
DS1897B NEW	Late	250	Moderate	←		→	Good	8.0	-

* Available in Ireland in 2023; due to be commercialised in UK in 2024.

** Food and Agriculture Organisation, lower rating indicates earlier maturity.

Where ratings based on a 1 - 9 scale, 9 indicates character is shown to a high degree. Some ratings based on both PACTS Trials and UK Official Trials results; - = no data available.

Growing maize under film

The Samco System provides significant quantities of extra heat during the first few weeks of growth when plant growth is usually held back by low spring temperatures. Over the course of the growing season, the System significantly increases total heat accumulation which can either bring forward the harvest date or increase yield. Different hybrids produce quite different results when planted using the Samco System. Samco and Maizetech have worked closely with Corteva for many years to understand exactly how different Pioneer branded hybrids perform when sown under different films. New hybrids and new films are continually tested together to identify the benefits of new technology.



Extensive trials and commercial experience have shown that certain maize hybrids are more suited to sowing under certain film types than others. Some are clearly unsuitable. Site heat assessments and planting date should determine the maturity of the hybrid to be sown. Other key hybrid features such as yield, starch content and standing ability should then be considered to identify the specific hybrid that should be planted. Key hybrids for sowing under film are described and are listed in order of earliness of maturity.

P7179 – Extra Early Maturity – NEW

P7179 is a new hybrid for 2023 sowing. It has been tested under film so far on four sites over two years and will be tested further in 2023. Initial results indicate it will produce an extremely early maturing crop with a high starch content making it most suited to the least favourable sites in the UK and Ireland, or where a very early harvest date is required. P7179 has been rated as 'very good' to penetrate film.

P7326 – Extra Early Maturity

P7326 has been tested on 34 locations over nine years under film and proven itself to be a prime choice for growers on very marginal locations where it has produced very high starch content silage with good dry matter yields for its maturity. P7326 should also be considered as an appropriate choice on other locations where the sowing date is significantly delayed.

P7034 – Very Early Maturity

P7034 has now been tested in PACTS trials under film on 23 locations over six years. Whilst it is slightly slower than P7326 to break through the film it has given good dry matter yields of a very high starch content. P7034 is also a dent grain textured hybrid and has qualified as being a Pioneer M³. M³ hybrids feature dent type grain and provide a very high level of ruminal degradable starch (>80%). P7034 should be considered by growers who may value the high rumen degradability of its starch. This can lead to better feeding results when silage is fed soon after ensiling. P7034 is suited to cultivation on marginal sites or sites where an early harvest is required.



P7364 – Very Early Maturity

P7364 was sold for the first time in Ireland in 2022 (it is only available in Ireland in 2023 again). This is a stiff strawed, early maturity, hybrid with a good dry matter yield. It dries down fast at maturity and would be a good choice on less favourable sites where a higher yield is sought or favourable sites where an early maturity is needed.

P7948 – Early Maturity

P7948 is a hybrid for favourable sites and will give a significant yield of silage at an earlier harvest date than P8200 or P8201. It has been tested on 17 locations over five years under film and has produced silage nearly 3.6% higher in dry matter content than P8200, but only slightly lower in terms of dry matter yield. Not suited to late sowing.

P8200 – Intermediate Maturity

P8200 has been tested in PACTS trials under the Samco System on 46 locations over the nine years. This flint grain textured hybrid has very good cold tolerance and given very consistent and reliable results across very different types of seasons and sites. This tall hybrid has given very high dry matter yields of silage with good starch content. P8200 penetrates film well, dries down rapidly at maturity and is suited to most locations when planted at the normal time.

P8201 – Intermediate Maturity

P8201 has been tested on 29 locations over eight years of PACTS trials. This is a very large stature hybrid that penetrates film extremely well and has good vigour after emergence through the film. Very high dry matter yields of good starch content have been recorded and P8201 is a hybrid to consider for growers on favourable sites wishing to maximise the dry matter yield under film. P8201 has given a useful average level of rumen degradable starch level in PACTS trials of 73.1% following tests on nine locations over three years.

P8171 – Very Late Maturity

P8171 has been tested under film in PACTS trials for six years. It is a very late maturing hybrid with a very high dry matter yield potential. It should only be sown in the

UK and Ireland under film on the most favourable sites and where an early harvest is not required. P8171 is not suitable for late planting.

The agronomic practices required for cultivating maize under film vary significantly to those normally adopted when cultivating maize in the open. In addition to selecting a suitable hybrid it is important that appropriate advice is sought on all the other appropriate crop management techniques relevant to this method of cultivation.

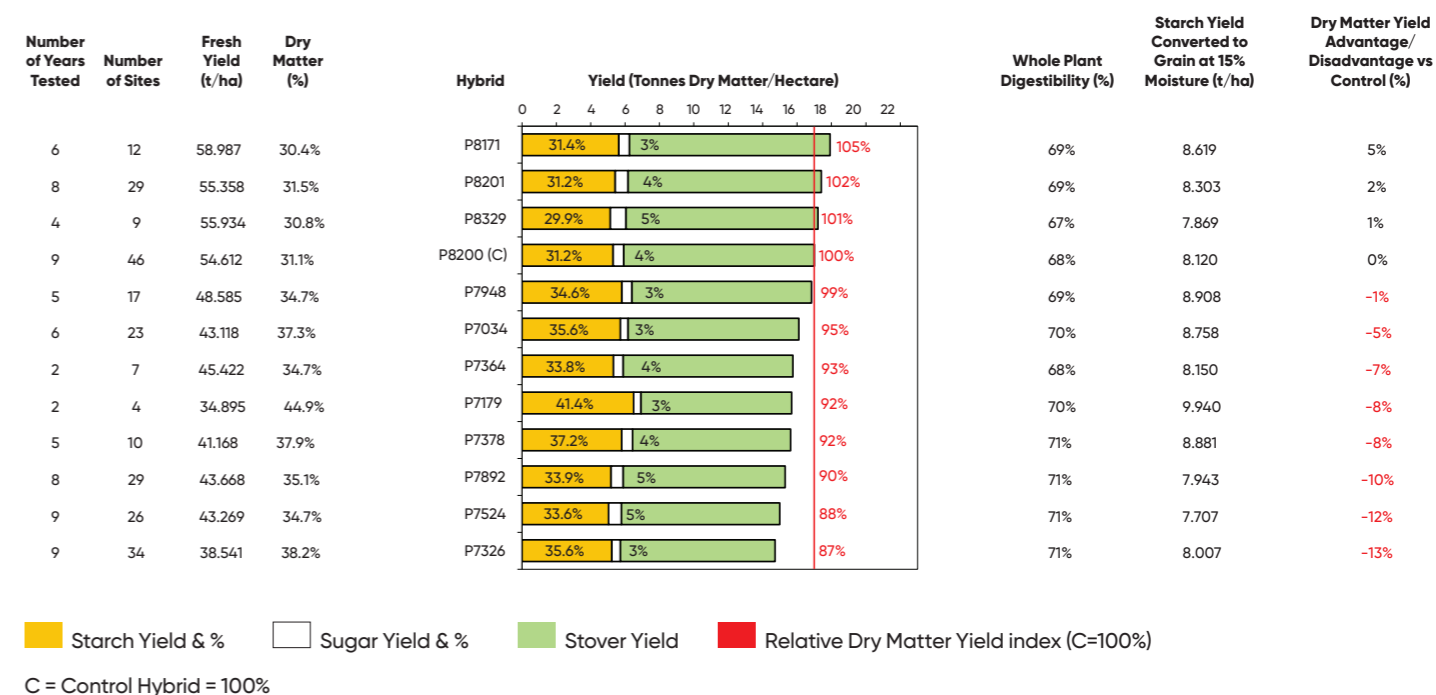
"A fundamental part of the Samco System is the use of maize hybrids that we know are suited for cultivation under film" says Sam Shine of Samco. "Samco work closely with Pioneer and the PACTS Trials to identify hybrids that respond significantly to the conditions that exist under the film and then learn how to manage them in the field."

Samuel J. Shine.

For further details about the Samco System please contact Samco, Tuogh, Adare, County Limerick Tel: 00 353 (0)61 396176 Website: www.samco.ie



Strip trials, whole plant forage, 2014 - 2022



Selected multiple year paired comparisons

	No. Years Tested	No. Sites	Dry Matter (%)	Yield (Tonnes Dry Matter/ha)	Yield Index (%)	Wholeplant Organic Matter Digestibility (%)	Starch (%)	Sugar (%)	Megajoules Metabolisable Energy /Kg Dry Matter	Calculated Methane Production (litres/kg Dry Matter)	Calculated Methane Production (l/ha)	Pioneer Rumen Degradable Starch (%)	Pioneer Rumen Degradable Starch Yield (Tonnes Dry Matter/ha)
P8201	8	29	31.7%	17.064	102.4%	70.1%	31.9%	4.2%	11.6	312	5,327,536	73.9%	4.030
P8200 (C)			31.4%	16.662	100.0%	69.2%	32.0%	3.6%	11.5	312	5,216,210	70.6%	3.763
P7948	5	17	34.0%	15.353	99.1%	69.7%	34.4%	3.2%	11.5	315	4,855,743	83.2%	4.396
P8200 (C)			30.5%	15.496	100.0%	68.7%	31.1%	3.3%	11.4	311	4,825,345	70.7%	3.408
P7034	6	23	37.0%	15.075	94.7%	71.3%	36.3%	2.7%	11.8	320	4,817,552	80.9%	4.432
P8200 (C)			30.9%	15.919	100.0%	69.8%	31.9%	3.5%	11.6	314	5,025,830	64.7%	3.287
P7364	2	7	35.9%	16.676	92.7%	74.3%	37.1%	1.5%	12.3	330	5,501,162	78.3%	4.847
P8200 (C)			32.2%	17.991	100.0%	74.5%	34.3%	1.5%	12.3	328	5,914,444	59.1%	3.649
P7179	2	4	46.5%	15.431	92.3%	77.7%	45.8%	1.4%	12.9	342	5,276,377	67.4%	4.760
P8200 (C)			32.2%	16.726	100.0%	75.8%	34.5%	1.8%	12.5	332	5,549,935	63.5%	3.666
P7326	9	34	37.8%	14.423	86.6%	71.0%	35.7%	3.4%	11.8	320	4,613,208	76.5%	3.936
P8200 (C)			30.8%	16.660	100.0%	69.0%	31.3%	3.6%	11.4	311	5,195,235	64.3%	3.352
P7948	5	13	34.7%	15.159	92.6%	69.8%	35.1%	3.2%	11.6	316	4,795,879	88.2%	4.692
P8201			32.2%	16.372	100.0%	69.6%	32.6%	3.5%	11.5	306	4,983,808	85.0%	4.540
P7179	2	3	50.0%	14.676	92.6%	77.6%	45.4%	1.2%	12.9	342	5,015,713	69.6%	4.638
P8201			33.9%	15.850	100.0%	76.4%	38.6%	1.3%	12.6	337	5,343,462	62.9%	3.847
P7034	6	18	37.1%	14.681	87.8%	71.5%	36.6%	2.8%	11.8	321	4,714,559	82.6%	4.444
P8201			31.9%	16.728	100.0%	70.7%	32.9%	3.7%	11.7	312	5,221,336	67.7%	3.725
P7179	2	4	46.5%	15.431	105.1%	77.7%	45.8%	1.4%	12.9	342	5,276,377	67.4%	4.760
P7034			38.6%	14.677	100.0%	76.2%	39.1%	1.4%	12.6	335	4,910,352	79.3%	4.553
P7326	5	16	36.9%	13.629	89.3%	70.5%	35.4%	3.1%	11.7	319	4,346,565	76.5%	3.691
P7948			34.3%	15.267	100.0%	70.8%	35.4%	3.3%	11.7	319	4,895,727	76.1%	4.112
P7034	5	16	36.7%	15.059	98.6%	70.5%	35.9%	2.6%	11.7	318	4,773,150	80.9%	4.367
P7948			34.3%	15.267	100.0%	70.8%	35.4%	3.3%	11.7	319	4,895,727	76.1%	4.112

C = Control hybrid; * = Competitor hybrid

Forage knowledge on the go.

Free and easy to use, the Corteva Forage App is packed with information and tools to help you maximise your grass and maize crops.

Download the Forage App now. Simply scan the QR code.

Nurture its future.


Leystar[®] HERBICIDE

Leystar[®] controls broad-leaved weeds in forage maize*, grassland and cereals.

In fact, it's the only contact herbicide to contain three active ingredients - meaning it effectively delivers on a wide spectrum of problem weeds.

By nurturing your crops from the start, Leystar allows you to maximise your forage maize potential.

Talk to your advisor or find out more at corteva.co.uk



Discover more at corteva.co.uk
 Technical Hotline: 0800 689 8899 E-mail: ukhotline@corteva.com

USE PLANT PROTECTION PRODUCTS SAFELY. Always read the label and product information before use. For further information including warning phrases and symbols refer to label.

Corteva Agriscience UK Limited, CPC2 Capital Park, Fulbourn, Cambridge CB21 5XE. Tel: 01462 457272. * , * Trademarks of Corteva Agriscience and its affiliated companies. © 2023 Corteva. Leystar[®] contains fluroxypyr, clopyralid and florasulam. *Some AD plants may have restrictions on Leystar[®] use if digestate is used on certain crops or in green waste.

P7326

Extra Early Maturity, FAO 180

Primary End Use: Forage, Biogas and Grain

P7326 was the biggest selling Pioneer maize hybrid in the UK in 2022.

PACTS results show P7326 is clearly an obvious choice for growers who are seeking a hybrid that will reach 30% dry matter quickly and produce good yields of high starch content silage. P7326 has shown a high degree of adaptation to cultivation on less favourable locations or where sowing is delayed. It is also suited to favourable locations wherever an early harvest is required. P7326 has demonstrated very good early vigour.

Hybrid Characteristics

- Proven suitability to colder sites and later sowing
- Tall hybrid for such an early maturity
- Very good early vigour
- High starch content silage with good whole plant digestibility

Grown In The Open

- On both favourable and less favourable sites
- Where early vigour and rapid early growth is important
- For production of dry grain or grain for crimping on all but marginal sites

Grown Using The Samco System

- High comparative dry matter yields on the coldest sites e.g. sites in Northern Ireland and south west Scotland
- High starch yields for this maturity
- On more favourable locations when sowing is delayed

Hybrids ranked by highest dry matter content PACTS® trials, 2019-2022

Less Favourable Sites			
Hybrid	Dry Matter Content at Harvest (%)	No. of Years	No. of Sites
P7179	43.5	2	11
calvini kws*	42.7	2	9
cito*	42.1	1	8
P7381	41.3	1	7
glory*	41.1	2	16
P7034 (C)	41.0	4	32
P7326	40.9	4	32
resolute*	40.8	1	5
prospect*	40.7	1	7
ambition*	40.5	4	28
autens kws*	40.3	2	18
P7647	39.5	1	8



Hybrid Specific Agronomic Advice		
	Grown In The Open	Samco System
Early Vigour	Very Good	Very Good
Lodging Resistance ¹	8.0	
Eyespot Resistance Score ¹	6.2	
Stover Dry-Down Rate	Fast	Very Fast
Forage Seeding Rate ² (seeds/ha)	103,000 to 110,000	110,000
Film Penetration Ability ³	Not Applicable	Good ³

¹ Score on a 1 - 9 scale where 9 = very resistant

² Assumes plant establishment losses of less than 5%

³ Film penetration varies with conditions and film. Trials conducted with Samco and Maizetech films

P7326 selected paired comparisons favourable sites

	No. Years Tested	No. Sites	Dry Matter (%)	Yield (Tonnes Dry Matter/ha)	Yield Index (%)	Wholeplant Organic Matter Digestibility (%)	Starch (%)	Sugar (%)	Megajoules Metabolisable Energy /Kg Dry Matter	Calculated Methane Production (litres/kg Dry Matter)	Calculated Methane Production (l/ha)	Pioneer Rumen Degradable Starch (%)	Pioneer Rumen Degradable Starch Yield (Tonnes Dry Matter/ha)
P7326	1	8	45.0%	16.765	123.2%	67.1%	35.2%	3.3%	11.1	307	5,140,843	75.7%	4,461
cito kws*			45.5%	13.608	100.0%	70.6%	38.7%	2.7%	11.7	318	4,337,978	68.8%	3,624
P7326	4	22	39.7%	16.352	100.2%	71.4%	36.8%	3.7%	11.8	321	5,259,766	73.8%	4,440
glory*			41.2%	16.313	100.0%	71.0%	36.0%	3.4%	11.8	320	5,214,006	64.2%	3,769
P7326	4	28	41.3%	15.865	95.3%	71.0%	37.1%	3.1%	11.8	320	5,060,886	75.3%	4,430
ambition*			41.0%	16.640	100.0%	72.0%	37.3%	3.1%	11.9	323	5,364,639	67.8%	4,208
P7326	1	7	39.7%	13.324	97.3%	76.1%	38.5%	1.4%	12.6	334	4,452,193	-	-
prospect*			37.8%	13.687	100.0%	77.5%	39.0%	1.7%	12.8	339	4,633,927	-	-
P7326	2	9	37.6%	14.996	102.6%	76.2%	38.4%	1.9%	12.6	335	5,014,257	76.1%	4,382
calvini kws*			38.3%	14.610	100.0%	76.0%	38.7%	1.4%	12.6	334	4,875,309	73.7%	4,170
P7326	4	32	40.9%	15.860	98.3%	71.7%	37.0%	3.0%	11.9	322	5,089,318	74.8%	4,394
P7034 (C)			41.0%	16.135	100.0%	71.6%	36.8%	2.8%	11.8	320	5,149,164	82.8%	4,910
P7179	2	11	40.3%	15.475	106.6%	76.5%	40.0%	1.6%	12.7	337	5,215,501	70.0%	4,337
P7326			38.2%	14.518	100.0%	76.2%	38.5%	1.9%	12.6	335	4,867,143	75.5%	4,213

P7326 selected paired comparisons less favourable sites

	No. Years Tested	No. Sites	Dry Matter (%)	Yield (Tonnes Dry Matter/ha)	Yield Index (%)	Wholeplant Organic Matter Digestibility (%)	Starch (%)	Sugar (%)	Megajoules Metabolisable Energy /Kg Dry Matter	Calculated Methane Production (litres/kg Dry Matter)	Calculated Methane Production (l/ha)	Pioneer Rumen Degradable Starch (%)	Pioneer Rumen Degradable Starch Yield (Tonnes Dry Matter/ha)
P7326	1	8	37.1%	14.016	99.0%	77.9%	42.3%	1.5%	12.9	341	4,779,593	-	-
prospect*			38.3%	14.160	100.0%	78.5%	41.1%	1.6%	13.0	343	4,858,876	-	-
P7326	4	32	38.7%	15.481	100.9%	72.2%	36.4%	3.4%	11.9	323	5,002,115	81.9%	4,611
ambition*			39.3%	15.340	100.0%	73.1%	37.1%	3.2%	12.1	326	5,007,679	68.9%	3,919
P7326	2	18	38.7%	14.833	100.3%	76.7%	40.0%	1.9%	14.1	337	4,993,839	77.5%	4,591
calvini kws*			40.5%	14.782	100.0%	76.5%	38.4%	1.8%	13.4	336	4,957,401	63.0%	3,572
P7326	4	34	38.6%	15.259	99.9%	72.6%	36.7%	3.2%	12.8	324	4,946,157	81.4%	4,565
P7034			38.8%	15.276	100.0%	72.8%	36.7%	3.1%	12.1	325	4,945,200	87.2%	4,890
P7179	2	12	42.4%	15.022	103.6%	77.0%	42.2%	1.6%	13.3	338	5,073,934	63.0%	3,996
P7326			38.7%	14.503	100.0%	76.7%	39.3%	1.7%	14.8	337	4,814,314	79.5%	4,538
P7326	2	16	38.1%	16.020	119.1%	71.6%	35.1%	3.9%	11.9	321	5,146,931	81.5%	4,590
cito kws*			43.2%	13.451	100.0%	73.4%	38.4%	2.5%	12.1	321	4,323,911	74.4%	3,848
P7524	3	18	34.9%	16.122	102.9%	68.1%	31.0%	6.1%	11.3	311	5,002,648	79.1%	3,956
P7326			39.4%	15.672	100.0%	68.7%	33.4%	4.5%	11.4	313	4,899,931	81.3%	4,260

C = Control Hybrid; * = Competitor Hybrid; ** = Trade name following official registration

P7034

Very Early Maturity, FAO 185
Primary End Use: Forage, Grain and Biogas



P7034 is a very early maturity hybrid with a dent grain texture. Dent grain hybrids provide high levels of rumen degradable starch. Pioneer classifies P7034 as an M³ hybrid. M³ hybrids are those that combine a very high level of rumen degradable starch with a high starch content, stable yield and superior agronomic performance.

P7034 is a unique Pioneer hybrid as it is well adapted to the maritime climate in the UK and Ireland despite being dent grain textured. It is the first Pioneer hybrid with this earliness of maturity that also has highly rumen degradable dent type starch.

P7034 flowers early and produces silage with a very high starch content and starch yield. Its dent type starch degrades at a significantly faster rate in the rumen than the flint type starch found in the flint grain textured type hybrids that are normally grown in the UK. This is especially the case just after ensiling before silage acids and enzymes have been able to degrade the protein that protects the starch granules in flint type hybrids.

Where possible, crops of P7034 should be clamped last and fed first. This approach is likely to aid the feeding transition from old to new crop maize silage and it fully exploits the starch degradability benefit of P7034.

The starch rumen degradability advantage of dent types, compared to flint types, will lessen as silage ages, but it is likely to always exist to a certain degree.

P7034 is an ideal partner hybrid to Pioneer hybrids such as P7326 and P7179 which have similar maturity and good cold tolerance, but lower levels of rumen degradable starch. Clamping P7326 or P7179 first, and P7034 last will enable the best possible sequence for maximising starch degradability when feeding out silage.

Hybrid Characteristics

- Dent grain texture with fast ruminal starch degradability
- Very high whole plant digestibility
- Very high starch content
- Early flowering

Grown In The Open

- Widely adapted to all but the coldest maize growing areas of the UK and well adapted to the typical maize growing areas in Ireland
- Ensile last and feed first

Grown Using The Samco System

- Responds positively to the early heat generated under film
- Produces silage of a very high starch content and a very high starch yield
- P7034 can be grown under film on favourable and less favourable sites; on less favourable sites it should be sown in the normal planting window

Hybrid Specific Agronomic Advice

	Grown In The Open	Samco System
Early Vigour	Good	Good
Lodging Resistance ¹		8.0
Eyespot Resistance Score ¹		5.4
Stover Dry-Down Rate	Fast	Very Fast
Forage Seeding Rate ² (seeds/ha)	103,000 to 110,000	110,000
Film Penetration Ability ³	Not Applicable	Average ³

¹ Score on a 1 – 9 scale where 9 = very resistant

² Assumes plant establishment losses of less than 5%

³ Film penetration varies with conditions and film. Trials conducted with Samco and Maizetech films

P7034

versus other selected hybrids tested for rumen degradable starch



PACTS® Sites 2019–2022

Hybrid	Dry Matter Content (%)	Starch Content (%)	Relative Dry Matter Yield Index (C = 100%)	Rumen Degradable Starch Analyses			
				Sites Tested	Years Tested	Pioneer Relative Rumen Degradable Starch Content (%)	Pioneer Relative Rumen Degradable Starch Yield; Tonnes Dry Matter / Hectare
P7034 (C)	39.8%	36.7%	100.0%	50	4	80.1%	4.619
P7326	39.7%	36.9%	99.1%	42	3	73.9%	4.240
P8329	27.5%	36.3%	115.5%	3	1	73.9%	4.870
resolute*	39.5%	37.1%	111.1%	5	1	73.4%	4.746
P7948	35.3%	34.1%	112.2%	31	3	73.2%	4.396
P8201	31.6%	34.2%	111.3%	9	3	73.1%	4.360
P7381	40.7%	37.4%	110.6%	10	1	72.6%	4.708
P7524	35.8%	33.8%	104.0%	24	3	72.0%	3.972
P7364	37.3%	35.3%	109.1%	32	3	71.8%	4.339
prospect*	39.6%	37.4%	99.3%	11	1	71.6%	4.177
P7892	36.5%	34.3%	102.8%	43	3	70.3%	3.887
P7179	42.5%	39.3%	106.9%	18	2	68.2%	4.491
cito*	43.8%	39.7%	85.0%	20	2	66.8%	3.543
calvini kws*	41.1%	36.7%	100.8%	13	1	66.8%	3.878
P7647	38.9%	36.4%	112.0%	11	1	66.2%	4.243
gatsby*	37.1%	38.1%	101.7%	18	3	65.8%	4.003
glory*	40.8%	37.3%	95.8%	34	3	64.6%	3.621
ambition*	39.9%	37.1%	100.8%	38	3	64.1%	3.767
autens kws*	39.8%	37.6%	98.6%	20	2	60.9%	3.543
avitus*	38.4%	36.9%	95.0%	9	1	60.3%	3.318
P8200	31.8%	32.0%	109.9%	3	1	59.3%	3.273

C = Control Hybrid; * = Competitor Hybrid



P7034

selected paired comparisons favourable sites



	No. Years Tested	No. Sites	Dry Matter (%)	Yield (Tonnes Dry Matter/ha)	Yield Index (%)	Wholeplant Organic Matter Digestibility (%)	Starch (%)	Sugar (%)	Megajoules Metabolisable Energy /Kg Dry Matter	Calculated Methane Production (litres/kg Dry Matter)	Calculated Methane Production (l/ha)	Pioneer Rumen Degradable Starch (%)	Pioneer Rumen Degradable Starch Yield (Tonnes Dry Matter/ha)
P7034	1	7	38.1%	13.436	98.2%	77.1%	38.3%	1.6%	12.8	336	4,514,765	67.2%	3.461
prospect*			37.8%	13.687	100.0%	77.5%	39.0%	1.7%	12.8	339	4,633,927	63.5%	3.386
P7034	4	28	41.4%	16.208	97.4%	71.0%	36.9%	3.0%	11.8	319	5,145,977	83.8%	5.012
ambition*			41.0%	16.640	100.0%	72.0%	37.3%	3.1%	11.9	323	5,364,639	68.1%	4.228
P7034	2	9	36.7%	14.590	99.9%	76.2%	37.9%	1.5%	12.6	334	4,861,716	80.9%	4.476
calvini kws*			38.3%	14.610	100.0%	76.0%	38.7%	1.4%	12.6	334	4,875,309	73.7%	4.170
P7034	4	32	41.0%	16.135	100.0%	71.6%	36.8%	2.8%	11.8	320	5,149,164	82.8%	4.910
P7326			40.9%	15.860	98.3%	71.7%	37.0%	3.0%	11.9	322	5,089,318	74.8%	4.394
P7034	2	11	38.0%	14.358	92.8%	76.5%	38.2%	1.6%	12.7	335	4,809,756	72.2%	3.954
P7179			40.3%	15.475	100.0%	76.5%	40.0%	1.6%	12.7	337	5,215,501	62.3%	3.862
P7034	3	22	40.4%	16.788	102.9%	72.3%	37.2%	3.4%	12.0	323	5,417,502	81.9%	5.119
glory*			41.2%	16.313	100.0%	71.0%	36.0%	3.4%	11.8	320	5,214,006	64.2%	3.769
P7034	1	8	44.3%	16.544	121.6%	66.3%	34.3%	3.2%	11.0	303	5,003,930	85.2%	4.831
cito kws*			45.5%	13.608	100.0%	70.6%	38.7%	2.7%	11.7	318	4,337,978	69.0%	3.636

P7034

selected paired comparisons less favourable sites



	No. Years Tested	No. Sites	Dry Matter (%)	Yield (Tonnes Dry Matter/ha)	Yield Index (%)	Wholeplant Organic Matter Digestibility (%)	Starch (%)	Sugar (%)	Megajoules Metabolisable Energy /Kg Dry Matter	Calculated Methane Production (litres/kg Dry Matter)	Calculated Methane Production (l/ha)	Pioneer Rumen Degradable Starch (%)	Pioneer Rumen Degradable Starch Yield (Tonnes Dry Matter/ha)
P7034	1	8	38.5%	14.570	102.9%	77.8%	40.3%	1.5%	12.9	340	4,949,845	63.2%	3.712
prospect*			38.3%	14.160	100.0%	78.5%	41.1%	1.6%	13.0	343	4,858,876	53.7%	3.128
P7034	4	32	38.8%	15.467	100.8%	72.4%	36.7%	3.2%	12.0	324	4,993,841	86.7%	4.923
ambition*			39.3%	15.340	100.0%	73.1%	37.1%	3.2%	12.1	326	5,007,679	68.3%	3.887
P7034	2	18	39.4%	14.611	98.8%	76.6%	38.8%	2.0%	12.7	336	4,903,660	78.6%	4.458
calvini kws*			40.5%	14.782	100.0%	76.5%	38.4%	1.8%	13.4	336	4,957,401	63.1%	3.579
P7034	4	34	38.8%	15.276	100.1%	72.8%	36.7%	3.1%	12.1	325	4,945,200	87.2%	4.890
P7326			38.6%	15.259	100.0%	72.6%	36.7%	3.2%	12.8	324	4,946,157	81.4%	4.565
P7034	4	30	39.6%	15.824	107.2%	71.4%	36.3%	3.5%	11.8	320	5,063,858	86.9%	4.995
glory*			40.8%	14.764	100.0%	71.2%	36.2%	2.9%	11.8	320	4,735,823	67.5%	3.605
P7034	2	16	37.8%	15.557	115.7%	72.1%	36.3%	3.6%	11.9	322	4,999,612	85.1%	4.805
cito kws*			43.2%	13.451	100.0%	73.4%	38.4%	2.5%	12.1	321	4,323,911	71.1%	3.674

* = Competitor Hybrid



P7034

For high production livestock farmers. First very early maturity M³ Pioneer hybrid with dent like grain texture.

P7179

NEW

**Extra Early Maturity, FAO 165
Primary End Use: Forage,
Grain and Biogas**

P7179 is a new hybrid for 2023 sowing in both the UK and Ireland. In PACTS trials it has shown itself to now be the earliest maturity hybrid in the Pioneer range. It has given an average dry matter content of 43.5% in favourable PACTS trials over two years and 11 locations. On less favourable sites, P7179 has given an average dry matter content of 41.5% over 12 locations and two years of testing.

In addition to its earliness of maturity it has given very high starch contents. On favourable PACTS locations it has given an average starch content 38.6% and on less favourable locations 39.9%.

Absolute grain and starch yields are very high even though P7179 is of an extra early maturity. On favourable sites over 11 locations and two years of PACTS testing it gave a starch yield equivalent to a grain yield of 10.263 tonnes per hectare. On less favourable sites over 12 locations and two years of tests it gave 9.873 tonnes per hectare.

On all PACTS sites tested, P7179 has given a Pioneer rumen degradable starch measurement of 68.2% – a relatively low level to be expected with its flint type grain texture. Therefore, consider ensiling fields of P7179 first and then fields sown to hybrids with higher rumen degradable starch, such as the M³ hybrid

P7034 or P7326. This will allow the rumen degradable starch content of P7179 to increase over time in the clamp whilst another higher rumen degradable starch hybrid is fed out first.

If a very early maturity hybrid is required for the generation of biogas, P7179 is ideally suited.

Hybrid Characteristics

- Extra early maturity on both favourable and less favourable sites
- Tall hybrid for this maturity
- Produces very high starch content silage
- High grain yields and has potential for combining
- Early flowering
- Very good eyespot resistance
- Flint grain texture so lower levels of rumen degradable starch

Grown In The Open

- Adapted to all maize growing sites in the UK and Ireland
- Wide planting window due to its earliness of maturity
- Timely harvesting will minimise yield loss associated with over maturity

Grown Using The Samco System

- Extremely early maturity
- Very high starch content
- High grain yields



Hybrid Specific Agronomic Advice		
	Grown In The Open	Samco System
Early Vigour	Good	Very Good
Lodging Resistance ¹	7.4	
Eyespot Resistance Score ¹	8.0	
Stover Dry-Down Rate	Very Fast	Extremely Fast
Forage Seeding Rate ² (seeds/ha)	103,000 – 110,000	
Film Penetration Ability ³	Not Applicable	Very Good ³

¹ Score on a 1 – 9 scale where 9 = very resistant

² Assumes plant establishment losses of less than 5%

³ Film penetration varies with conditions and film. Trials conducted with Samco and Maizetech films

P7179

selected paired comparisons favourable sites

	No. Years Tested	No. Sites	Dry Matter (%)	Yield (Tonnes Dry Matter/ha)	Yield Index (%)	Wholeplant Organic Matter Digestibility (%)	Starch (%)	Sugar (%)	Megajoules Metabolisable Energy /Kg Dry Matter	Calculated Methane Production (litres/kg Dry Matter)	Calculated Methane Production (l/ha)	Pioneer Rumen Degradable Starch (%)	Pioneer Rumen Degradable Starch Yield (Tonnes Dry Matter/ha)
P7179	1	6	41.8%	14.943	102.7%	76.9%	40.7%	1.5%	12.7	337	5,042,794	56.1%	3.411
prospect*			38.8%	14.546	100.0%	77.4%	38.4%	1.8%	12.8	338	4,918,916	63.5%	3.548
P7179	2	8	41.8%	15.303	102.9%	76.7%	40.8%	1.6%	12.7	337	5,163,170	72.8%	4.544
ambition*			39.9%	14.878	100.0%	76.9%	39.3%	1.6%	12.7	337	5,030,575	72.8%	4.254
P7179	1	5	39.2%	15.679	95.8%	77.6%	42.4%	1.5%	12.8	339	5,319,070	56.1%	3.735
resolute*			36.0%	16.367	100.0%	78.1%	39.7%	1.6%	12.9	340	5,551,606	61.6%	3.997
P7179	2	8	37.9%	15.626	109.1%	76.5%	40.5%	1.6%	12.7	337	5,258,095	73.1%	4.628
calvini kws*			37.8%	14.327	100.0%	76.2%	39.1%	1.4%	12.6	335	4,793,599	73.6%	4.120
P7179	2	11	40.3%	15.475	106.8%	76.5%	40.0%	1.6%	12.7	337	5,215,501	62.3%	3.862
P7034			38.4%	14.493	100.0%	76.5%	38.2%	1.6%	12.7	335	4,809,756	72.2%	3.992
P7179	1	6	39.8%	15.756	100.0%	77.9%	42.8%	1.5%	12.9	341	5,368,892	55.2%	3.727
P7381			36.4%	16.060	101.9%	78.4%	41.0%	1.4%	13.0	342	5,480,248	58.1%	3.823
P7179	2	11	40.3%	15.475	100.0%	76.5%	40.0%	1.6%	12.7	337	5,215,501	62.3%	3.862
P7364			36.3%	15.644	101.1%	76.1%	36.9%	2.2%	12.6	335	5,241,990	65.7%	3.789

P7179

selected paired comparisons less favourable sites

	No. Years Tested	No. Sites	Dry Matter (%)	Yield (Tonnes Dry Matter/ha)	Yield Index (%)	Wholeplant Organic Matter Digestibility (%)	Starch (%)	Sugar (%)	Megajoules Metabolisable Energy /Kg Dry Matter	Calculated Methane Production (litres/kg Dry Matter)	Calculated Methane Production (l/ha)	Pioneer Rumen Degradable Starch (%)	Pioneer Rumen Degradable Starch Yield (Tonnes Dry Matter/ha)
P7179	1	7	42.8%	14.548	104.4%	78.0%	43.0%	1.4%	12.9	341	4,959,623	53.9%	3.369
prospect*			38.5%	13.930	100.0%	78.5%	40.7%	1.7%	13.0	343	4,776,350	51.4%	2.911
P7179	2	11	42.4%	15.667	99.8%	77.0%	42.2%	1.6%	12.7	338	5,289,109	63.0%	4.162
ambition*			41.6%	15.695	100.0%	77.2%	40.1%	1.7%	12.8	338	5,165,916	61.9%	3.897
P7179	2	12	42.4%	15.022	104.7%	77.0%	42.2%	1.6%	13.3	338	5,073,934	63.0%	3.996
calvini kws*			40.2%	14.343	100.0%	76.9%	39.3%	1.6%	13.8	337	4,849,168	61.8%	3.483
P7179	2	12	42.4%	15.022	106.0%	77.0%	42.2%	1.6%	13.3	338	5,073,934	58.4%	3.707
P7034			39.6%	14.173	100.0%	76.8%	38.9%	1.8%	12.7	336	4,716,687	69.9%	3.852
P7179	2	12	42.4%	15.022	103.6%	77.0%	42.2%	1.6%	13.3	338	5,073,934	63.0%	3.996
P7326			38.7%	14.503	100.0%	76.7%	39.3%	1.7%	14.8	337	4,814,314	79.5%	4.538
P7179	1	7	42.8%	14.548	100.0%	78.0%	43.0%	1.4%	12.9	341	4,959,623	53.9%	3.369
P7381			39.8%	15.464	106.3%	77.8%	40.5%	1.5%	12.9	341	5,258,666	60.3%	3.775
P7179	2	11	42.4%	15.667	100.0%	77.0%	42.2%	1.6%	12.7	338	5,289,109	58.4%	3.861
P7364			36.7%	16.011	102.2%	75.9%	37.8%	1.8%	12.6	334	5,284,674	63.7%	3.859

C = Control Hybrid; * = Competitor Hybrid

P7948

Early Maturity, FAO 230

Primary End Use: Forage, Biogas and Grain

P7948 is a multi-purpose hybrid that has given high yields of high-quality forage suitable for livestock and biogas production, along with high yields of grain when combined. It is suitable for sowing on favourable sites in the open, and favourable locations under film providing it is sown within the normal planting period.

P7948 has been tested on 31 favourable forage PACTS sites sown in the open over four years and has given exceptional yields for its maturity. The dry matter yield of P7948 measured over this period was 15% higher than the Control hybrid P7034 with a dry matter content which was 4.1% lower.

P7948 combines very good standing power with very good resistance to eyespot and its plant stature is particularly large when grown in the open. P7948 has been tested under film on 17 sites over five years and it has given a high silage yield, only 1% below P8200, but with a dry matter content which was 3.6% higher.

P7948 holds second place in PACTS trials for predicted total gas production on favourable sites in the open combined with a high dry matter content of 36.9%.

Hybrid Characteristics

- Large stature hybrid
- Very good standing ability
- Very good resistance to eyespot and fusarium

Grown In The Open

- P7948 is suitable for cultivation on favourable sites

Grown Using The Samco System

- P7948 can be sown on favourable sites providing it is sown in the normal planting period
- P7948 can be sown on less favourable sites in more southerly counties in the UK and Ireland but not when sowing late

Hybrids ranked by highest dry matter Samco PACTS® sites, 2014-2022

Less Favourable Sites			
Hybrid	Dry Matter Content at Harvest (%)	No. of Years	No. of Sites
P7179	44.9	2	4
P7034	37.3	6	23
P7948	34.7	5	17
P8201	31.5	8	29
P8200 (C)	31.1	9	46
P8171	30.4	6	12



Hybrid Specific Agronomic Advice		
	Grown In The Open	Samco System
Early Vigour	Good	Good
Lodging Resistance ¹	8.0	
Eyespot Resistance Score ¹	7.8	
Stover Dry-Down Rate	Moderate	Good
Forage Seeding Rate ² (seeds/ha)	98,000 to 103,000	103,000
Film Penetration Ability ³	Not Applicable	Good

¹ Score on a 1 – 9 scale where 9 = very resistant

² Assumes plant establishment losses of less than 5%

³ Film penetration varies with conditions and film. Trials conducted with Samco and Maizetech films

P7948

selected paired comparisons favourable sites

	No. Years Tested	No. Sites	Dry Matter (%)	Yield (Tonnes Dry Matter/ha)	Yield Index (%)	Wholeplant Organic Matter Digestibility (%)	Starch (%)	Sugar (%)	Megajoules Metabolisable Energy /Kg Dry Matter	Calculated Methane Production (litres/kg Dry Matter)	Calculated Methane Production (l/ha)	Pioneer Rumen Degradable Starch (%)	Pioneer Rumen Degradable Starch Yield (Tonnes Dry Matter/ha)
P7948	4	27	37.4%	18.905	113.2%	70.8%	35.1%	3.4%	11.7	317	5,978,478	75.8%	5.033
ambition*			41.0%	16.696	100.0%	72.1%	37.3%	3.0%	11.9	323	5,383,848	66.1%	4.116
P7948	1	5	36.7%	18.067	110.4%	78.2%	41.4%	1.5%	13.0	340	6,141,117	-	-
resolute*			36.0%	16.367	100.0%	78.1%	39.7%	1.6%	12.9	340	5,551,606	-	-
P7948	4	25	36.6%	18.316	100.0%	71.2%	35.0%	3.5%	11.8	319	5,779,945	73.7%	4.717
P7524			37.0%	17.139	93.6%	71.2%	34.6%	4.2%	11.8	320	5,473,024	73.5%	4.353
P7948	4	17	37.7%	20.118	100.0%	68.8%	34.0%	4.1%	11.4	311	6,246,582	73.9%	5.059
P8201			33.9%	19.410	96.5%	68.9%	33.4%	4.6%	11.4	312	6,071,306	76.8%	4.980
P7948	3	23	36.3%	19.466	100.0%	69.3%	33.4%	4.0%	11.5	313	6,073,236	74.4%	4.843
P7892			38.0%	17.624	90.5%	70.2%	34.9%	3.8%	11.6	316	5,579,850	71.5%	4.392
P7948	3	19	38.4%	19.821	100.0%	69.4%	35.2%	3.8%	11.5	313	6,191,044	74.5%	5.195
P8200			34.3%	18.827	95.0%	67.1%	31.6%	3.8%	11.1	305	5,752,673	65.7%	3.908
P7948	3	19	35.7%	17.523	100.0%	73.5%	35.6%	2.7%	12.2	326	5,683,890	73.3%	4.579
P7364			37.6%	17.072	97.4%	73.1%	35.4%	2.2%	12.1	325	5,530,172	68.1%	4.116
P7948	3	19	36.9%	19.931	100.0%	69.0%	33.4%	4.0%	11.4	311	6,198,964	74.9%	4.987
gatsby*			39.1%	17.572	88.2%	70.6%	36.4%	3.5%	11.7	318	5,579,920	67.2%	4.295

P7948

selected paired comparisons Samco System sites

	No. Years Tested	No. Sites	Dry Matter (%)	Yield (Tonnes Dry Matter/ha)	Yield Index (%)	Wholeplant Organic Matter Digestibility (%)	Starch (%)	Sugar (%)	Megajoules Metabolisable Energy /Kg Dry Matter	Calculated Methane Production (litres/kg Dry Matter)	Calculated Methane Production (l/ha)	Pioneer Rumen Degradable Starch (%)	Pioneer Rumen Degradable Starch Yield (Tonnes Dry Matter/ha)
P7948	5	17	34.0%	15.353	99.1%	69.7%	34.4%	3.2%	11.5	315	4,855,743	83.2%	4.396
P8200 (C)			30.5%	15.496	100.0%	68.7%	31.1%	3.3%	11.4	311	4,825,345	70.7%	3.408
P7948	5	13	34.7%	15.159	92.6%	69.8%	35.1%	3.2%	11.6	316	4,795,879	88.2%	4.692
P8201			32.2%	16.372	100.0%	69.6%	32.6%	3.5%	11.5	306	4,983,808	85.0%	4.540
P7948	5	7	34.9%	14.920	100.0%	69.7%	33.9%	3.3%	11.5	315	4,687,908	88.2%	4.465
P8171			30.9%	16.488	110.5%	70.8%	34.5%	2.8%	11.7	319	5,242,250	89.1%	5.070
P7948	5	16	34.3%	15.267	101.4%	70.8%	35.4%	3.3%	11.7	319	4,895,727	76.1%	4.112
P7034			36.7%	15.059	100.0%	70.5%	35.9%	2.6%	11.7	318	4,773,150	80.9%	4.367
P7948	5	10	35.5%	15.723	100.0%	71.8%	37.1%	2.7%	11.9	322	5,074,580	73.1%	4.263
P7524			35.4%	14.386	91.5%	71.3%	35.4%	3.7%	11.8	322	4,639,044	72.9%	3.708
P7948	5	12	34.5%	15.770	100.0%	70.2%	36.1%	3.3%	11.6	318	5,034,356	-	-
P7892			34.6%	14.609	92.6%	69.8%	34.2%	4.0%	11.6	317	4,636,242	-	-
P7948	2	5	33.5%	17.042	100.0%	75.8%	39.8%	1.5%	12.5	335	5,714,895	73.1%	4.961
P7364			33.0%	15.530	91.1%	73.6%	36.1%	1.6%	12.2	328	5,085,849	73.8%	4.131
P7948	5	16	34.3%	15.267	100.0%	70.8%	35.4%	3.3%	11.7	319	4,895,727	76.1%	4.112
P7326			36.9%	13.629	89.3%	70.5%	35.4%	3.1%	11.7	319	4,346,565	76.5%	3.691

C = Control Hybrid; * = Competitor Hybrid

P7892

Early Maturity, FAO 200

Primary End Use: Forage and Biogas

P7892 is a very early maturity and well proven hybrid. It has shown consistency of performance across many different types of locations. P7892 has very good early vigour and no major agronomic weaknesses. Growers planting in the open and looking for high yields with good reliability often choose P7892. Those growing under film in cold locations, or planting late, have also found it to be a successful choice.

Hybrid Characteristics

- Large stature hybrid
- Very good early vigour
- Very fast stover dry down at maturity

Grown In The Open

- Suitable for favourable sites or less favourable sites with light soil

Grown Using The Samco System

- In the least favourable locations, e.g. Northern Ireland, South West Scotland and West Wales, providing it is planted during the normal sowing period
- On other warmer sites when planting is delayed



Hybrid Specific Agronomic Advice		
	Grown In The Open	Samco System
Early Vigour	Very Good	Very Good
Lodging Resistance ¹		7.9
Eyespot Resistance Score ¹		6.3
Stover Dry-Down Rate	Very Fast	Very Fast
Forage Seeding Rate ² (seeds/ha)	103,000 - 110,000	110,000
Film Penetration Ability ³	Not Applicable	Good

¹ Score on a 1 - 9 scale where 9 = very resistant

² Assumes plant establishment losses of less than 5%

³ Film penetration varies with conditions and film. Trials conducted with Samco and Maizetech films

P7892

selected paired comparisons favourable sites

	No. Years Tested	No. Sites	Dry Matter (%)	Yield (Tonnes Dry Matter/ha)	Yield Index (%)	Wholeplant Organic Matter Digestibility (%)	Starch (%)	Sugar (%)	Megajoules Metabolisable Energy /Kg Dry Matter	Calculated Methane Production (litres/kg Dry Matter)	Calculated Methane Production (l/ha)	Pioneer Rumen Degradable Starch (%)	Pioneer Rumen Degradable Starch Yield (Tonnes Dry Matter/ha)
P7892	4	28	38.6%	17.322	102.1%	70.0%	34.8%	3.9%	11.6	316	5,467,802	72.5%	4.366
ambition*			40.9%	16.971	100.0%	70.9%	36.6%	3.6%	11.7	319	5,408,728	65.4%	4.062
P7892	3	19	38.2%	17.762	101.1%	69.8%	34.7%	3.8%	11.6	315	5,599,740	72.6%	4.473
gatsby*			39.1%	17.572	100.0%	70.6%	36.4%	3.5%	11.7	318	5,579,920	66.1%	4.229
P7892	4	30	38.1%	17.245	100.0%	70.3%	34.6%	3.9%	11.6	316	5,458,174	72.3%	4.313
P7326			41.1%	16.436	95.3%	70.3%	36.4%	3.6%	11.6	317	5,212,120	74.4%	4.446
P7892	4	30	38.1%	17.245	103.1%	70.3%	34.6%	3.9%	11.6	316	5,458,174	72.5%	4.323
P7034			41.4%	16.731	100.0%	70.7%	36.4%	3.4%	11.7	318	5,304,586	82.7%	5.044
P7892	4	24	38.3%	17.607	90.8%	70.2%	35.0%	3.8%	11.6	317	5,573,547	71.8%	4.426
P7948			36.8%	19.397	100.0%	69.2%	33.4%	3.9%	11.5	312	6,045,837	74.7%	4.840



P7524

Early Maturity, FAO 200
Primary End Use: Forage and Biogas

P7524 is a striking early maturity hybrid which combines very good early vigour with a tall growth habit. P7524 has given very high dry matter yields of good starch content and has proven to be an enduringly popular choice.



P7524 will suit growers seeking to produce a large quantity of early to mature silage, and also those aiming to maximise biogas production. P7524 has a notably good level of resistance to Eyespot (*Aureobasibium zeae*).

Hybrid Characteristics

- Tall, large stature
- Very good early vigour
- Good comparative resistance to Eyespot (*Aureobasibium zeae*)

Grown In The Open

- On good to favourable sites where higher dry matter yields are sought

Grown Using The Samco System

- On less favourable sites in the UK
- On good sites in southern and midland counties of Ireland, along with favourable, sheltered sites in more northerly counties

Hybrid Specific Agronomic Advice

	Grown In The Open	Samco System
Early Vigour	Very Good	Very Good
Lodging Resistance ¹	8.1	
Eyespot Resistance Score ¹	7.6	
Stover Dry-Down Rate	Moderate	Fast
Forage Seeding Rate ² (seeds/ha)	93,000 – 103,000	98,000 – 103,000
Film Penetration Ability ³	Not Applicable	Good

¹ Score on a 1 – 9 scale where 9 = very resistant

² Assumes plant establishment losses of less than 5%

³ Film penetration varies with conditions and film. Trials conducted with Samco and Maizetech films

P7524 selected paired comparisons favourable sites

	No. Years Tested	No. Sites	Dry Matter (%)	Yield (Tonnes Dry Matter/ha)	Yield Index (%)	Wholeplant Organic Matter Digestibility (%)	Starch (%)	Sugar (%)	Megajoules Metabolisable Energy /Kg Dry Matter	Calculated Methane Production (litres/kg Dry Matter)	Calculated Methane Production (l/ha)	Pioneer Rumen Degradable Starch (%)	Pioneer Rumen Degradable Starch Yield (Tonnes Dry Matter/ha)
P7524	4	23	37.5%	17.527	104.5%	70.5%	34.8%	4.4%	11.7	318	5,570,624	73.8%	4.496
ambition*			41.1%	16.765	100.0%	71.8%	37.6%	3.2%	11.9	322	5,397,077	68.0%	4.284
P7524	3	17	37.9%	18.200	104.0%	68.9%	33.1%	5.0%	11.4	313	5,702,650	74.9%	4.510
gatsby*			39.2%	17.504	100.0%	70.6%	36.5%	3.7%	11.7	318	5,562,478	65.2%	4.168
P7524	1	3	36.0%	15.417	103.2%	78.3%	39.7%	1.7%	13.0	342	5,285,797	-	-
resolute*			35.7%	14.945	100.0%	78.9%	40.5%	1.7%	13.1	343	5,117,656	-	-
P7524	4	25	37.0%	17.139	93.57%	71.2%	34.6%	4.2%	11.8	320	5,473,024	73.5%	4.353
P7948			36.6%	18.316	100.00%	71.2%	35.0%	3.5%	11.8	319	5,779,945	73.7%	4.717

* = Competitor Hybrid

P8200

Intermediate Maturity, FAO 230
Primary End Use: Forage and Biogas

P8200 is a tall, large stature, intermediate maturity hybrid ideally suited to cultivation on a wide range of sites under film. It is also suitable for sowing on favourable sites in the open.

P8200 has given very high dry matter yields of silage with good starch content. A key feature of P8200 is that the stover dries down quickly once it reaches physiological maturity. P8200 has shown notable performance consistency in the UK and Ireland over the last five years.

Hybrid Characteristics

- Tall, large stature hybrid
- Has proven ability to deliver high dry matter forage yields
- Often double cobs when grown under film

Grown In The Open

- On favourable locations

Grown Using The Samco System

- On all but the least favourable sites in UK and Ireland
- Switch to an earlier hybrid if planting is delayed past second week in May

Hybrid Specific Agronomic Advice

	Grown In The Open	Samco System
Early Vigour	Good	Good
Lodging Resistance ¹	7.8	
Eyespot Resistance Score ¹	8.2	
Stover Dry-Down Rate	Moderate	Fast
Forage Seeding Rate ² (seeds/ha)	98,000	98,000 – 103,000
Film Penetration Ability ³	Not Applicable	Good

¹ Score on a 1 – 9 scale where 9 = very resistant

² Assumes plant establishment losses of less than 5%

³ Film penetration varies with conditions and film. Trials conducted with Samco and Maizetech films

P8200 selected paired comparisons Samco System sites

	No. Years Tested	No. Sites	Dry Matter (%)	Yield (Tonnes Dry Matter/ha)	Yield Index (%)	Wholeplant Organic Matter Digestibility (%)	Starch (%)	Sugar (%)	Megajoules Metabolisable Energy /Kg Dry Matter	Calculated Methane Production (litres/kg Dry Matter)	Calculated Methane Production (l/ha)	Pioneer Rumen Degradable Starch (%)	Pioneer Rumen Degradable Starch Yield (Tonnes Dry Matter/ha)
P8200	8	29	31.4%	16.662	100.0%	69.2%	32.0%	3.6%	11.5	312	5,216,210	70.6%	3.763
P8201			31.7%	17.064	102.4%	70.1%	31.9%	4.2%	11.6	312	5,327,536	73.9%	4.030
P8200 (C)	5	17	30.5%	15.496	100.0%	68.7%	31.1%	3.3%	11.4	311	4,825,345	70.7%	3.408
P7948			34.0%	15.353	99.1%	69.7%	34.4%	3.2%	11.5	315	4,855,743	83.2%	4.396
P8200 (C)	9	26	31.1%	16.867	100.0%	68.2%	30.8%	3.5%	11.3	308	5,188,142	60.2%	3.130
P7524			34.7%	14.875	88.2%	70.4%	33.2%	4.8%	11.7	318	4,729,220	72.9%	3.595
P8200 (C)	9	29	30.5%	16.615	100.0%	67.1%	29.8%	3.4%	11.1	304	5,056,768	-	-
P7892			34.3%	14.966	90.1%	69.9%	32.4%	4.3%	11.6	315	4,725,046	-	-
P8200 (C)	2	7	32.2%	17.991	100.0%	74.5%	34.3%	1.5%	12.3	328	5,914,444	59.1%	3.649
P7364			35.9%	16.676	92.7%	74.3%	37.1%	1.5%	12.3	330	5,501,162	78.3%	4.847
P8200 (C)	6	12	31.9%	16.136	100.0%	70.3%	33.3%	3.8%	11.6	316	5,100,862	70.6%	3.793
P8171			31.1%	17.007	105.4%	70.7%	33.5%	3.6%	11.7	319	5,411,607	75.5%	4.307

C = Control Hybrid

P8201

Intermediate Maturity, FAO 230
Primary End Use: Forage and Biogas

P8201 has given extremely high dry matter yields when grown under film on good to favourable sites in the UK and Ireland. It has also given very high yields when grown on the most favourable sites in the open in England. This very tall, large stature hybrid produces silage of a good starch content by virtue of its deep kernels. P8201 has a grain texture that provides a useful level of rumen degradable starch, measured at 73.1% in open PACTS trials. P8201 penetrates film easily.

Hybrid Characteristics

- Very tall, large stature, forage hybrid
- Very good early vigour and good standing power
- Very high dry matter yields, good starch contents for such a yield

Grown In The Open

- On the most favourable sites in the UK and Ireland

Grown Using The Samco System

- Suitable for good to favourable locations under film
- Plant in the normal sowing period

Hybrid Specific Agronomic Advice

	Grown In The Open	Samco System
Early Vigour	Very Good	Very Good
Lodging Resistance ¹	8.0	
Eyespot Resistance Score ¹	6.5	
Stover Dry-Down Rate	Moderate	Fast
Forage Seeding Rate ² (seeds/ha)	98,000	98,000 – 103,000
Film Penetration Ability ³	Not Applicable	Very Good

¹ Score on a 1 - 9 scale where 9 = very resistant

² Assumes plant establishment losses of less than 5%

³ Film penetration varies with conditions and film. Trials conducted with Samco and Maizetech films

P8201 selected paired comparisons Samco System sites

	No. Years Tested	No. Sites	Dry Matter (%)	Yield (Tonnes Dry Matter/ha)	Yield Index (%)	Wholeplant Organic Matter Digestibility (%)	Starch (%)	Sugar (%)	Megajoules Metabolisable Energy /Kg Dry Matter	Calculated Methane Production (litres/kg Dry Matter)	Calculated Methane Production (l/ha)	Pioneer Rumen Degradable Starch (%)	Pioneer Rumen Degradable Starch Yield (Tonnes Dry Matter/ha)
P8201	5	13	32.2%	16.372	100.0%	69.6%	32.6%	3.5%	11.5	306	4,983,808	85.0%	4.540
P7948			34.7%	15.159	92.6%	69.8%	35.1%	3.2%	11.6	316	4,795,879	88.2%	4.692
P8201	6	11	32.6%	17.130	100.0%	70.8%	33.5%	4.0%	11.7	319	5,461,864	73.9%	4.246
P8171			31.2%	17.294	101.0%	70.8%	33.6%	3.7%	11.7	319	5,510,296	75.5%	4.389
P8201	2	5	33.1%	18.475	100.0%	75.3%	37.8%	1.3%	12.5	308	5,664,857	59.6%	4.156
P7364			38.3%	17.277	93.5%	74.9%	38.4%	1.3%	12.4	332	5,724,953	82.8%	5.496
P8201	8	15	32.9%	16.676	100.0%	71.6%	34.0%	3.6%	11.9	321	5,357,392	-	-
P7524			35.3%	14.521	87.1%	71.9%	34.5%	4.3%	11.9	323	4,690,140	-	-
P8201	8	19	31.5%	16.809	100.0%	68.9%	30.9%	4.0%	11.4	306	5,142,829	-	-
P7892			34.2%	15.261	90.8%	70.4%	33.0%	4.2%	11.7	317	4,852,188	-	-
P8201	6	18	31.9%	16.728	100.0%	70.7%	32.9%	3.7%	11.7	312	5,221,336	67.7%	3.725
P7034			37.1%	14.681	87.8%	71.5%	36.6%	2.8%	11.8	321	4,714,559	82.6%	4.444

P8201 selected paired comparisons all sites

	No. Years Tested	No. Sites	Dry Matter (%)	Yield (Tonnes Dry Matter/ha)	Yield Index (%)	Wholeplant Organic Matter Digestibility (%)	Starch (%)	Sugar (%)	Megajoules Metabolisable Energy /Kg Dry Matter	Calculated Methane Production (litres/kg Dry Matter)	Calculated Methane Production (l/ha)	Pioneer Rumen Degradable Starch (%)	Pioneer Rumen Degradable Starch Yield (Tonnes Dry Matter/ha)
P8201	3	16	34.3%	19.371	100.0%	68.6%	33.5%	4.7%	11.4	311	6,041,790	76.0%	4.935
P8200			34.3%	18.927	97.7%	65.3%	30.7%	4.3%	10.8	300	5,682,829	65.7%	3.825
P8201	4	17	33.9%	19.410	100.0%	68.9%	33.4%	4.6%	11.4	312	6,071,306	76.8%	4.980
P7948			37.7%	20.118	103.7%	68.8%	34.0%	4.1%	11.4	311	6,246,582	73.9%	5.059
P8201	4	17	33.9%	19.410	100.0%	68.9%	33.4%	4.6%	11.4	312	6,071,306	76.8%	4.980
P7524			39.1%	18.497	95.3%	67.8%	33.1%	5.5%	11.2	310	5,739,052	75.7%	4.643
P8201	3	6	31.3%	19.202	100.0%	70.8%	32.9%	4.5%	11.7	317	6,094,460	74.0%	4.671
P7364			36.9%	19.011	99.0%	68.9%	32.4%	3.0%	11.4	312	5,941,035	65.1%	4.011



P8201

Very high dry matter yields, good starch content and rumen degradability. For very favourable sites or planting using the Samco System.

P8171

Very Late Maturity, FAO 250

Primary End Use: Forage and Biogas

P8171 is a very late maturing hybrid with a very high yield potential. P8171 should be grown only under the most favourable sites in the open in the UK and where an early harvest is not required. P8171 can be grown under film on favourable sites in the UK and the most favourable sites in Ireland.

Hybrid Characteristics

- Very tall, large stature forage hybrid
- Very high dry matter yields

Grown In The Open

- Only on the most favourable sites in the UK

Grown Using The Samco System

- Suitable for favourable locations in the UK
- Suitable for the most favourable locations in Ireland
- Not suitable for late sowing

Hybrid Specific Agronomic Advice		
	Grown In The Open	Samco System
Early Vigour	Good	Good
Lodging Resistance ¹	7.8	
Eyespot Resistance Score ¹	Not Available	
Stover Dry-Down Rate	Slow	Moderate
Forage Seeding Rate ² (seeds/ha)	98,000	98,000
Film Penetration Ability ³	Not Applicable	Good

¹ Score on a 1 - 9 scale where 9 = very resistant

² Assumes plant establishment losses of less than 5%

³ Film penetration varies with conditions and film. Trials conducted with Samco and Maizetech films

P8171 selected paired comparisons Samco System sites

	No. Years Tested	No. Sites	Dry Matter (%)	Yield (Tonnes Dry Matter/ha)	Yield Index (%)	Wholeplant Organic Matter Digestibility (%)	Starch (%)	Sugar (%)	Megajoules Metabolisable Energy /Kg Dry Matter	Calculated Methane Production (litres/kg Dry Matter)	Calculated Methane Production (l/ha)	Pioneer Rumen Degradable Starch (%)	Pioneer Rumen Degradable Starch Yield (Tonnes Dry Matter/ha)
P8171	6	12	31.1%	17.007	105.4%	70.7%	33.5%	3.6%	11.7	319	5,411,607	75.5%	4.307
P8200			31.9%	16.136	100.0%	70.3%	33.3%	3.8%	11.6	316	5,100,862	70.6%	3.793
P8171	6	11	31.2%	17.294	101.0%	70.8%	33.6%	3.7%	11.7	319	5,510,296	75.5%	4.389
P8201			32.6%	17.130	100.0%	70.8%	33.5%	4.0%	11.7	319	5,461,864	73.9%	4.246
P8171	6	10	31.4%	16.853	112.7%	71.9%	34.7%	3.5%	11.9	323	5,436,876	68.4%	3.998
P7034			38.5%	14.951	100.0%	73.4%	38.8%	3.4%	12.1	327	4,881,142	82.6%	4.791
P8171	5	7	30.9%	16.488	110.5%	70.8%	34.5%	2.8%	11.7	319	5,242,250	89.1%	5.070
P7948			34.9%	14.920	100.0%	69.7%	33.9%	3.3%	11.5	315	4,687,908	88.2%	4.465



P8171

Big yielding for the most favourable locations in the open when grown under film.

P7381†

NEW

Very Early Maturity, FAO 170
Primary End Use: Forage and Biogas

P7381 is a new extra early maturity hybrid and one of several new Pioneer hybrids that promise to raise the yields achieved from hybrids of this maturity.

P7381 is an impressive flint dent grain textured hybrid that has given very high yields in its first year of PACTS open trials in 2022. P7381 combines good ratings for early vigour, standing power and eyespot resistance to provide growers with the promise of reliable field performance.

P7381 gave starch yields in favourable PACTS trials equivalent to over 10 tonnes per hectare of grain, and over 9.5 tonnes per hectare on less favourable sites. On both favourable and less favourable PACTS sites its average starch content was a 'lofty' 37.4%.

Hybrid Characteristics

- Very high dry matter yields for this maturity
- Very high starch yields for this maturity
- Good early vigour
- Very fast stover dry down at maturity

Grown In The Open

- On favourable and less favourable sites
- Where higher yields are sought without delaying harvest date

Grown Using The Samco System

- On favourable sites where early maturity and high starch content is sought
- On less favourable sites where an early harvest and high starch content is required



Hybrid Specific Agronomic Advice

	Grown In The Open	Samco System
Early Vigour	Very Good	Very Good
Lodging Resistance ¹	7.9	
Eyespot Resistance Score ¹	6.3	
Stover Dry-Down Rate	Very Fast	Very Fast
Forage Seeding Rate ² (seeds/ha)	103,000 - 110,000	110,000
Film Penetration Ability ³	Not Applicable	Good

¹ Score on a 1 - 9 scale where 9 = very resistant

² Assumes plant establishment losses of less than 5%

³ Film penetration varies with conditions and film. Trials conducted with Samco and Maizetech films

† Commercially available in Ireland 2023. Commercial availability in UK due 2024

P7381

selected paired comparisons favourable sites

	No. Years Tested	No. Sites	Dry Matter (%)	Yield (Tonnes Dry Matter/ha)	Yield Index (%)	Wholeplant Organic Matter Digestibility (%)	Starch (%)	Sugar (%)	Megajoules Metabolisable Energy /Kg Dry Matter	Calculated Methane Production (litres/kg Dry Matter)	Calculated Methane Production (l/ha)	Pioneer Rumen Degradable Starch (%)	Pioneer Rumen Degradable Starch Yield (Tonnes Dry Matter/ha)
P7381	1	6	37.9%	16.513	116.7%	77.7%	40.8%	1.5%	12.9	339	5,602,604	58.7%	3,954
prospect*			37.2%	14.152	100.0%	77.9%	40.2%	1.6%	12.9	340	4,804,148	60.1%	3,421
P7381	1	6	37.9%	16.513	112.3%	77.7%	40.8%	1.5%	12.9	339	5,602,604	-	-
ambition*			39.5%	14.706	100.0%	77.8%	40.9%	1.4%	12.9	340	5,005,823	-	-
P7381	1	5	36.2%	17.312	105.8%	78.2%	41.4%	1.4%	12.9	341	5,893,594	58.7%	4,201
resolute*			36.0%	16.367	100.0%	78.1%	39.7%	1.6%	12.9	340	5,551,606	61.7%	4,004
P7381	1	5	36.2%	17.312	116.6%	78.2%	41.4%	1.4%	12.9	341	5,893,594	-	-
calvini kws*			38.3%	14.843	100.0%	77.3%	40.7%	1.4%	12.8	339	5,017,184	-	-
P7381	1	6	36.4%	16.060	101.9%	78.4%	41.0%	1.4%	13.0	342	5,480,248	58.1%	3,823
P7179			39.8%	15.756	100.0%	77.9%	42.8%	1.5%	12.9	341	5,368,892	55.2%	3,727

P7381

selected paired comparisons less favourable sites

	No. Years Tested	No. Sites	Dry Matter (%)	Yield (Tonnes Dry Matter/ha)	Yield Index (%)	Wholeplant Organic Matter Digestibility (%)	Starch (%)	Sugar (%)	Megajoules Metabolisable Energy /Kg Dry Matter	Calculated Methane Production (litres/kg Dry Matter)	Calculated Methane Production (l/ha)	Pioneer Rumen Degradable Starch (%)	Pioneer Rumen Degradable Starch Yield (Tonnes Dry Matter/ha)
P7381	1	8	39.8%	16.103	113.7%	77.9%	41.0%	1.5%	12.9	341	5,489,219	61.2%	4,044
prospect*			38.3%	14.160	100.0%	78.5%	41.1%	1.6%	13.0	343	4,858,876	55.1%	3,209
P7381	1	7	39.8%	15.464	101.3%	77.8%	40.5%	1.5%	12.9	341	5,258,666	-	-
ambition*			40.4%	15.268	100.0%	77.6%	39.5%	1.4%	12.9	340	5,188,975	-	-
P7381	1	8	39.8%	16.103	111.0%	77.9%	41.0%	1.5%	12.9	341	5,489,219	-	-
calvini kws*			37.8%	14.506	100.0%	77.6%	40.5%	1.5%	12.8	340	4,925,142	-	-
P7381	1	7	39.8%	15.464	106.3%	77.8%	40.5%	1.5%	12.9	341	5,258,666	60.3%	3,775
P7179			42.8%	14.548	100.0%	78.0%	43.0%	1.4%	12.9	341	4,959,623	53.9%	3,369

* = Competitor Hybrid

P7364†

Very Early Maturity, FAO 195

Primary End Use: Forage and Biogas

P7364 is a tall, very early maturity, hybrid with very good early vigour and very good standing ability. P7364 has flint textured grain.

In PACTS trials sown in the open, P7364 has given very high dry matter yields of good starch content silage. P7364 is suited to sowing on favourable and less favourable open sites sown at the normal time.

P7364 is a good choice for planting under film in less favourable sites and exposed locations where a high dry matter yield is sought.



Hybrid Characteristics

- Very good early vigour
- Tall and fast to dry down at maturity
- High dry matter yield for this maturity

Grown In The Open

- On favourable locations and less favourable sites planted at the normal time
- Where a high dry matter yield is sought

Grown Using The Samco System

- On less favourable and exposed sites in UK and Ireland
- Where a high dry matter yield is sought even though the site is not favourable

Hybrid Specific Agronomic Advice

	Grown In The Open	Samco System
Early Vigour	Very Good	Very Good
Lodging Resistance ¹	8.0	
Eyespot Resistance Score ¹	7.0	
Stover Dry-Down Rate	Fast	Fast
Forage Seeding Rate ² (seeds/ha)	93,000 - 103,000	98,000 - 103,000
Film Penetration Ability ³	Not Applicable	Good

¹ Score on a 1 - 9 scale where 9 = very resistant

² Assumes plant establishment losses of less than 5%

³ Film penetration varies with conditions and film. Trials conducted with Samco and Maizetech films

P7364

selected paired comparisons favourable sites

	No. Years Tested	No. Sites	Dry Matter (%)	Yield (Tonnes Dry Matter/ha)	Yield Index (%)	Wholeplant Organic Matter Digestibility (%)	Starch (%)	Sugar (%)	Megajoules Metabolisable Energy /Kg Dry Matter	Calculated Methane Production (litres/kg Dry Matter)	Calculated Methane Production (l/ha)	Pioneer Rumen Degradable Starch (%)	Pioneer Rumen Degradable Starch Yield (Tonnes Dry Matter/ha)
P7364	1	7	38.1%	14.711	107.5%	76.3%	37.2%	1.6%	12.6	334	4,934,273	62.1%	3.402
prospect*			37.8%	13.687	100.0%	77.5%	39.0%	1.7%	12.8	339	4,633,927	63.5%	3.386
P7364	3	15	38.2%	17.188	108.2%	72.5%	35.5%	2.1%	12.0	323	5,537,035	71.6%	4.372
ambition*			40.0%	15.893	100.0%	73.7%	38.0%	2.0%	12.2	328	5,204,126	67.8%	4.093
P7364	1	5	35.6%	16.348	99.9%	77.1%	39.5%	1.5%	12.8	338	5,517,578	62.1%	4.016
resolute*			36.0%	16.367	100.0%	78.1%	39.7%	1.6%	12.9	340	5,551,606	61.6%	3.997
P7364	2	26	36.0%	16.322	108.8%	75.9%	37.4%	2.0%	12.6	334	5,446,808	69.8%	4.259
calvini kws*			39.9%	15.009	100.0%	76.2%	38.4%	1.7%	12.6	335	5,022,138	66.2%	3.811
P7364	2	11	36.3%	15.644	101.1%	76.1%	36.9%	2.2%	12.6	335	5,241,990	65.7%	3.789
P7179			40.3%	15.475	100.0%	76.5%	40.0%	1.6%	12.7	337	5,215,501	62.3%	3.862

P7364

selected paired comparisons less favourable sites

	No. Years Tested	No. Sites	Dry Matter (%)	Yield (Tonnes Dry Matter/ha)	Yield Index (%)	Wholeplant Organic Matter Digestibility (%)	Starch (%)	Sugar (%)	Megajoules Metabolisable Energy /Kg Dry Matter	Calculated Methane Production (litres/kg Dry Matter)	Calculated Methane Production (l/ha)	Pioneer Rumen Degradable Starch (%)	Pioneer Rumen Degradable Starch Yield (Tonnes Dry Matter/ha)
P7364	1	8	36.5%	15.171	107.1%	77.3%	39.1%	1.5%	12.8	339	5,140,245	57.7%	3.423
prospect*			38.3%	14.160	100.0%	78.5%	41.1%	1.6%	13.0	343	4,858,876	53.7%	3.128
P7364	3	18	36.2%	16.069	104.5%	74.8%	36.3%	2.6%	12.4	331	5,307,044	69.1%	4.031
ambition*			40.2%	15.375	100.0%	75.9%	38.8%	2.2%	12.6	334	5,139,097	64.3%	3.833
P7364	2	17	36.1%	16.217	106.6%	75.9%	37.5%	1.9%	12.6	334	5,416,475	70.0%	4.262
calvini kws*			40.8%	15.219	100.0%	76.3%	38.2%	1.8%	12.6	335	5,099,871	62.8%	3.651
P7364	2	11	36.7%	16.011	102.2%	75.9%	37.8%	1.8%	12.6	334	5,284,674	63.7%	3.859
P7179			42.4%	15.667	100.0%	77.0%	42.2%	1.6%	12.7	338	5,289,109	58.4%	3.861

* = Competitor Hybrid

† Commercially available in Ireland 2023. Commercial availability in UK due 2024

P7647†

NEW FOR 2024

Very Early Maturity, FAO 190
Primary End Use: Forage and Biogas

P7647 is a new very early maturity hybrid due to be commercialised in the UK and Ireland in 2024.

Hybrid Characteristics

- Impressive stature and ear development
- Delivers higher dry matter and grain yields on favourable sites and less favourable sites sown in the normal planting window

Grown In The Open

- On favourable sites and sheltered less favourable sites
- Where a similar maturity hybrid is being successfully grown but a higher yield is sought

Grown Using The Samco System

- Testing in progress
- Promises a higher yield of dry matter and starch than the similar maturity hybrids P7524 and P7892



Hybrid Specific Agronomic Advice		
	Grown In The Open	Samco System
Early Vigour	Very Good	Very Good
Lodging Resistance ¹	7.6	
Eyespot Resistance Score ¹	4.8	
Stover Dry-Down Rate	Moderate	Moderate
Forage Seeding Rate ² (seeds/ha)	103,000 – 110,000	
Film Penetration Ability ³	Not Applicable	Good

¹ Score on a 1 – 9 scale where 9 = very resistant

² Assumes plant establishment losses of less than 5%

³ Film penetration varies with conditions and film. Trials conducted with Samco and Maizetech films

P7647

selected paired comparisons favourable sites

	No. Years Tested	No. Sites	Dry Matter (%)	Yield (Tonnes Dry Matter/ha)	Yield Index (%)	Wholeplant Organic Matter Digestibility (%)	Starch (%)	Sugar (%)	Megajoules Metabolisable Energy /Kg Dry Matter	Calculated Methane Production (litres/kg Dry Matter)	Calculated Methane Production (l/ha)	Pioneer Rumen Degradable Starch (%)	Pioneer Rumen Degradable Starch Yield (Tonnes Dry Matter/ha)
P7647	1	7	37.3%	15.224	111.2%	77.1%	36.9%	1.4%	12.8	337	5,140,177	55.2%	3.101
prospect*			37.8%	13.687	100.0%	77.5%	39.0%	1.7%	12.8	339	4,633,927	63.5%	3.386
P7647	1	7	37.3%	15.224	108.6%	77.1%	36.9%	1.4%	12.8	337	5,140,177	-	-
ambition*			39.8%	14.013	100.0%	76.9%	38.8%	1.4%	12.7	337	4,739,505	-	-
P7647	1	5	35.7%	16.950	103.6%	77.8%	39.3%	1.3%	12.9	339	5,745,360	55.2%	3.675
resolute*			36.0%	16.367	100.0%	78.1%	39.7%	1.6%	12.9	340	5,551,606	61.6%	3.997
P7647	1	5	35.7%	16.950	114.2%	77.8%	39.3%	1.3%	12.9	339	5,745,360	-	-
calvini kws*			38.3%	14.843	100.0%	77.3%	40.7%	1.4%	12.8	339	5,017,184	-	-
P7647	1	7	36.6%	15.321	101.4%	77.2%	37.6%	1.5%	12.8	338	5,182,023	55.2%	3.176
P7179			41.9%	15.114	100.0%	77.3%	41.2%	1.4%	12.8	339	5,124,967	57.2%	3.567

P7647

selected paired comparisons less favourable sites

	No. Years Tested	No. Sites	Dry Matter (%)	Yield (Tonnes Dry Matter/ha)	Yield Index (%)	Wholeplant Organic Matter Digestibility (%)	Starch (%)	Sugar (%)	Megajoules Metabolisable Energy /Kg Dry Matter	Calculated Methane Production (litres/kg Dry Matter)	Calculated Methane Production (l/ha)	Pioneer Rumen Degradable Starch (%)	Pioneer Rumen Degradable Starch Yield (Tonnes Dry Matter/ha)
P7647	1	8	38.2%	16.652	117.6%	78.4%	40.5%	1.6%	13.0	342	5,706,821	51.7%	3.489
prospect*			38.3%	14.160	100.0%	78.5%	41.1%	1.6%	13.0	343	4,858,876	50.5%	2.939
P7647	1	7	38.7%	16.405	107.5%	78.3%	39.8%	1.6%	13.0	342	5,614,740	-	-
ambition*			40.4%	15.268	100.0%	77.6%	39.5%	1.4%	12.9	340	5,188,975	-	-
P7647	1	1	34.5%	18.380	102.5%	78.8%	45.8%	1.2%	13.0	346	6,351,389	-	-
resolute*			38.2%	17.930	100.0%	78.8%	44.6%	1.2%	13.0	345	6,186,029	-	-
P7647	1	8	38.2%	16.652	114.8%	78.4%	40.5%	1.6%	13.0	342	5,706,821	-	-
calvini kws*			37.8%	14.506	100.0%	77.6%	40.5%	1.5%	12.8	340	4,925,142	-	-
P7647	1	7	38.7%	16.405	112.8%	78.3%	39.8%	1.6%	13.0	342	5,614,740	53.9%	3.515
P7179			42.8%	14.548	100.0%	78.0%	43.0%	1.4%	12.9	341	4,959,623	53.9%	3.369

* = Competitor Hybrid

† Commercial availability in both UK and Ireland due 2024

DS1897B

NEW

Late Maturity, FAO 250

Primary End Use: Forage and Biogas

DS1897B is a tall, late maturing very high yielding flint grain textured hybrid. As a late maturing hybrid it is suited to favourable sites where a high dry matter yield is sought. DS1897B has good standing power and an impressive plant stature.

Hybrid Characteristics

- Large stature hybrid capable of producing very high dry matter yields
- Good early vigour and standing ability

Grown In The Open

- On favourable sites in the south of England

Grown Using The Samco System

- On favourable sites in England
- On the most favourable sites in southern Ireland



Hybrid Specific Agronomic Advice

	Grown In The Open	Samco System
Early Vigour	Good	Good
Lodging Resistance ¹	8.0	
Eyespot Resistance Score ¹	-	
Stover Dry-Down Rate	Moderate	Moderate
Forage Seeding Rate ² (seeds/ha)	93,000 - 103,000	93,000 - 103,000
Film Penetration Ability ³	Not Applicable	Good

¹ Score on a 1 - 9 scale where 9 = very resistant

² Assumes plant establishment losses of less than 5%

³ Film penetration varies with conditions and film. Trials conducted with Samco and Maizetech films

Keith Blenkiron, North Yorkshire



Fresh Yield (t/ha)	Dry Matter (%)	Hybrid	Yield (Tonnes Dry Matter/Hectare)	Whole Plant Digestibility (%)	Starch Yield Converted to Grain at 15% Moisture (t/ha)
56.048	32.1%	P7381	34% Starch, 1% Sugar, 130% Stover	76%	9.465
51.097	32.9%	P7276	34% Starch, 1% Sugar, 121% Stover	77%	8.764
55.032	28.0%	P7364	35% Starch, 1% Sugar, 111% Stover	76%	8.177
48.906	30.7%	calvini kws*	39% Starch, 1% Sugar, 108% Stover	77%	8.985
48.611	30.8%	P7326	40% Starch, 1% Sugar, 108% Stover	77%	9.181
44.509	33.4%	ambition*	38% Starch, 1% Sugar, 107% Stover	76%	8.531
45.615	32.0%	P7179	43% Starch, 1% Sugar, 105% Stover	77%	9.607
46.822	30.7%	P7647	33% Starch, 1% Sugar, 104% Stover	77%	7.196
48.000	28.9%	P7034 (C)	35% Starch, 1% Sugar, 100% Stover	75%	7.373
45.231	30.0%	prospect*	37% Starch, 1% Sugar, 98% Stover	77%	7.610

Clayton Farm Partnership, Cheshire



Fresh Yield (t/ha)	Dry Matter (%)	Hybrid	Yield (Tonnes Dry Matter/Hectare)	Whole Plant Digestibility (%)	Starch Yield Converted to Grain at 15% Moisture (t/ha)
34.623	46.5%	P7647	44% Starch, 2% Sugar, 119% Stover	79%	10.867
30.128	48.4%	ambition*	42% Starch, 1% Sugar, 107% Stover	79%	9.292
27.473	52.2%	P7381	44% Starch, 1% Sugar, 106% Stover	79%	9.681
28.109	50.5%	P7326	43% Starch, 1% Sugar, 105% Stover	78%	9.375
26.771	50.7%	P7034 (C)	43% Starch, 2% Sugar, 100% Stover	78%	8.894
29.461	45.2%	P7364	42% Starch, 2% Sugar, 98% Stover	78%	8.518
23.484	55.9%	P7179	41% Starch, 1% Sugar, 97% Stover	77%	8.182
25.902	49.3%	calvini kws*	40% Starch, 2% Sugar, 94% Stover	76%	7.874
27.292	46.7%	P7276	45% Starch, 3% Sugar, 94% Stover	77%	8.748
26.539	46.3%	prospect*	45% Starch, 2% Sugar, 91% Stover	78%	8.420

Graham Shepherd, North Yorkshire



Fresh Yield (t/ha)	Dry Matter (%)	Hybrid	Yield (Tonnes Dry Matter/Hectare)	Whole Plant Digestibility (%)	Starch Yield Converted to Grain at 15% Moisture (t/ha)
45.991	35.7%	P7179	43% Starch, 2% Sugar, 128% Stover	79%	10.706
50.184	32.5%	P7381	40% Starch, 3% Sugar, 127% Stover	79%	9.988
46.571	32.4%	P7276	37% Starch, 4% Sugar, 117% Stover	78%	8.644
42.309	35.5%	prospect*	38% Starch, 3% Sugar, 117% Stover	79%	8.783
50.328	29.6%	P7647	38% Starch, 3% Sugar, 116% Stover	77%	8.610
43.732	33.9%	ambition*	38% Starch, 2% Sugar, 115% Stover	77%	8.592
43.669	32.1%	P7326	40% Starch, 2% Sugar, 109% Stover	77%	8.667
43.101	32.1%	calvini kws*	40% Starch, 2% Sugar, 108% Stover	78%	8.410
49.464	27.9%	P7364	36% Starch, 2% Sugar, 107% Stover	76%	7.616
43.159	29.8%	P7034 (C)	38% Starch, 2% Sugar, 100% Stover	78%	7.504

Severn Trent, Nottinghamshire



Fresh Yield (t/ha)	Dry Matter (%)	Hybrid	Yield (Tonnes Dry Matter/Hectare)	Whole Plant Digestibility (%)	Starch Yield Converted to Grain at 15% Moisture (t/ha)
34.700	36.7%	P8171	29% Starch, 3% Sugar, 121% Stover	75%	5.578
25.650	46.9%	P7948	26% Starch, 2% Sugar, 114% Stover	72%	4.871
20.663	54.5%	P7179	32% Starch, 1% Sugar, 107% Stover	73%	5.480
22.547	49.2%	P7276	35% Starch, 1% Sugar, 105% Stover	75%	5.974
26.078	41.8%	prospect*	32% Starch, 2% Sugar, 103% Stover	76%	5.281
23.750	44.5%	P7034 (C)	30% Starch, 2% Sugar, 100% Stover	74%	4.876
20.136	50.9%	P7326	28% Starch, 2% Sugar, 97% Stover	72%	4.317
23.750	41.5%	ambition*	26% Starch, 1% Sugar, 93% Stover	72%	3.988
22.449	42.7%	P7647	22% Starch, 2% Sugar, 91% Stover	73%	3.278
19.257	48.1%	P7364	24% Starch, 2% Sugar, 88% Stover	72%	3.439

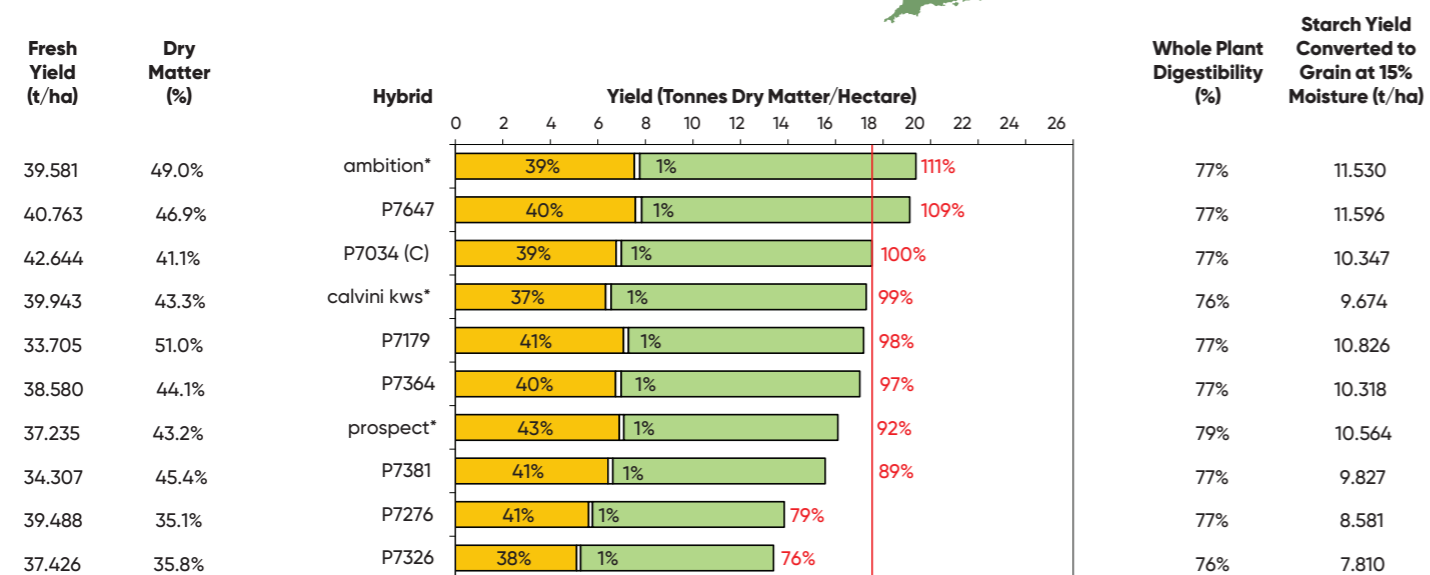
■ Starch Yield & %
 Sugar Yield & %
 ■ Stover Yield
 ■ Relative Dry Matter Yield index (C=100%)

C = Control Hybrid; * = Competitor Hybrid, ** = Hybrid trade name following official registration

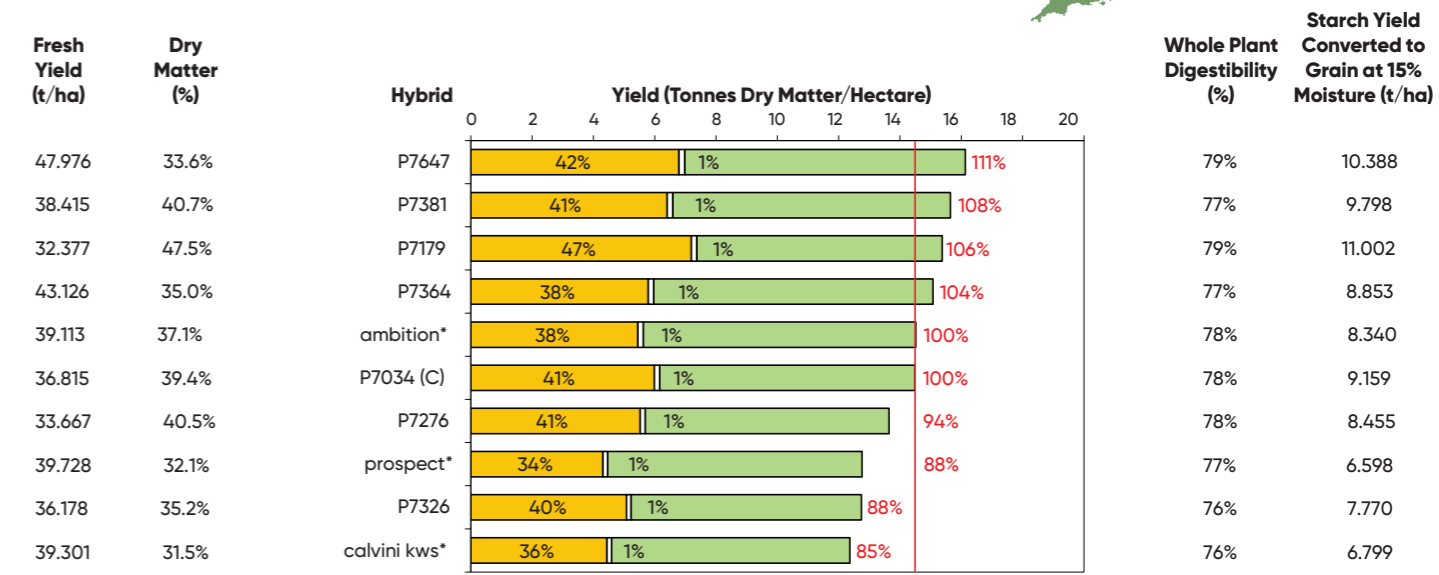
■ Starch Yield & %
 Sugar Yield & %
 ■ Stover Yield
 ■ Relative Dry Matter Yield index (C=100%)

C = Control Hybrid; * = Competitor Hybrid, ** = Hybrid trade name following official registration

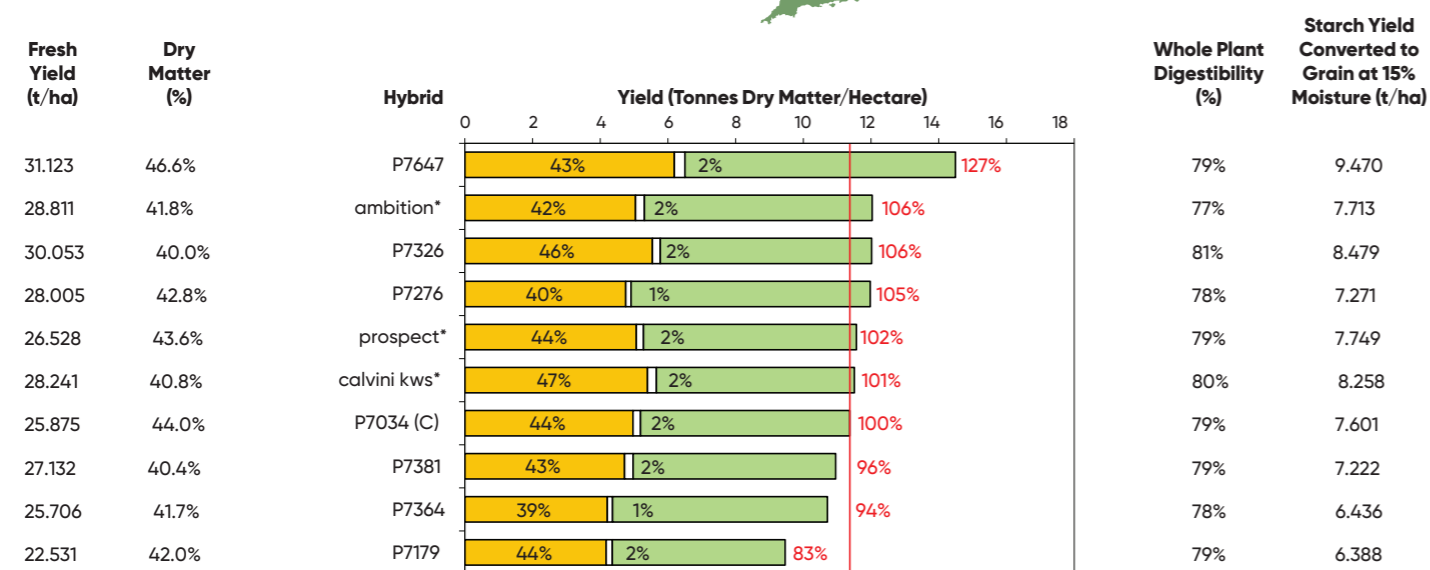
Glyn Jones, Denbighshire



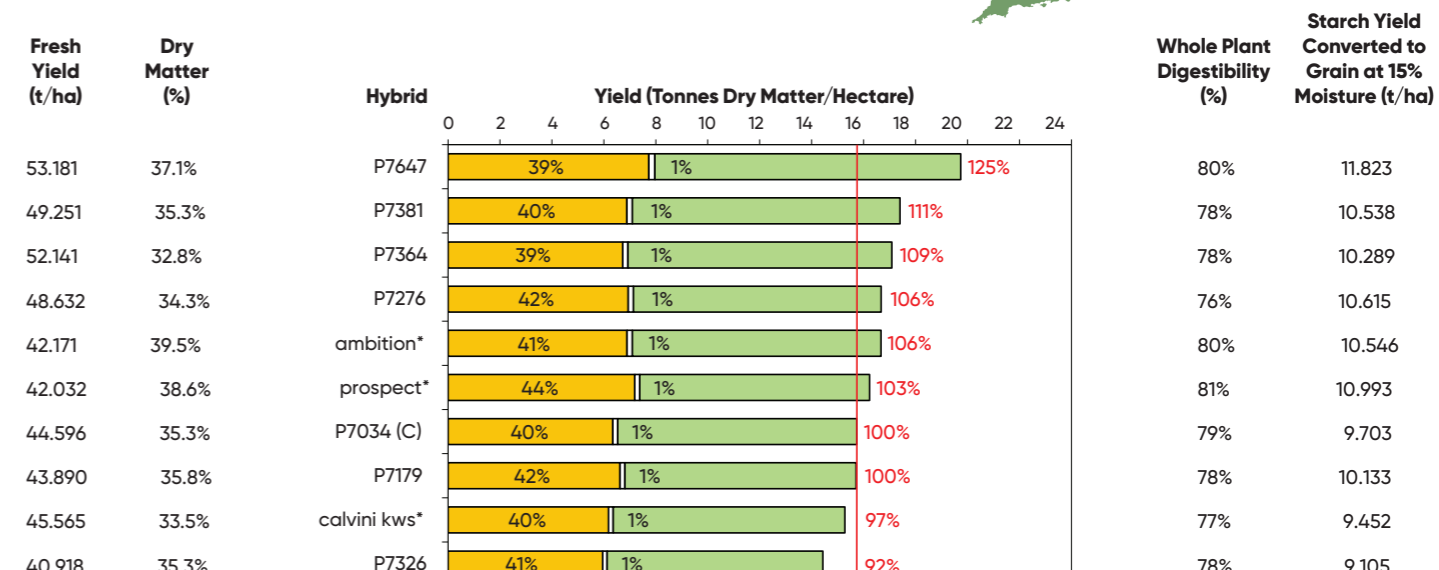
Neville Kirkham, Leicestershire



Gareth Powell, Powys



David Garlick, Herefordshire



■ Starch Yield & %
 Sugar Yield & %
 ■ Stover Yield
 ■ Relative Dry Matter Yield index (C=100%)

C = Control Hybrid; * = Competitor Hybrid, ** = Hybrid trade name following official registration

■ Starch Yield & %
 Sugar Yield & %
 ■ Stover Yield
 ■ Relative Dry Matter Yield index (C=100%)

C = Control Hybrid; * = Competitor Hybrid, ** = Hybrid trade name following official registration

Mark Goatley, Northamptonshire



Fresh Yield (t/ha)	Dry Matter (%)	Hybrid	Yield (Tonnes Dry Matter/Hectare)	Whole Plant Digestibility (%)	Starch Yield Converted to Grain at 15% Moisture (t/ha)
19.727	41.5%	P7276	35% Starch, 1% Sugar, 64% Stover	79%	4.337
18.537	42.8%	P7179	43% Starch, 1% Sugar, 56% Stover	78%	5.198
20.771	35.3%	calvini kws*	41% Starch, 1% Sugar, 58% Stover	79%	4.638
19.131	38.3%	P7034 (C)	31% Starch, 2% Sugar, 67% Stover	78%	3.438
18.948	37.3%	P7326	36% Starch, 1% Sugar, 63% Stover	78%	3.901

Angus Dart, Oxfordshire



Fresh Yield (t/ha)	Dry Matter (%)	Hybrid	Yield (Tonnes Dry Matter/Hectare)	Whole Plant Digestibility (%)	Starch Yield Converted to Grain at 15% Moisture (t/ha)
31.515	40.8%	P7381	43% Starch, 2% Sugar, 55% Stover	79%	8.434
29.092	42.0%	P7364	42% Starch, 2% Sugar, 56% Stover	78%	7.863
28.005	42.0%	P7179	45% Starch, 2% Sugar, 53% Stover	79%	8.179
30.948	36.7%	P7647	40% Starch, 2% Sugar, 58% Stover	78%	6.948
29.726	37.9%	P7948	41% Starch, 2% Sugar, 57% Stover	79%	6.987
30.048	36.7%	resolute*	45% Starch, 2% Sugar, 53% Stover	81%	7.602
28.048	38.4%	P7276	43% Starch, 2% Sugar, 55% Stover	78%	7.024
25.575	42.0%	P7326	43% Starch, 2% Sugar, 55% Stover	78%	7.105
25.094	42.7%	prospect*	45% Starch, 2% Sugar, 53% Stover	79%	7.363
25.895	41.4%	calvini kws*	45% Starch, 2% Sugar, 53% Stover	78%	7.320
24.997	40.1%	P7034 (C)	42% Starch, 2% Sugar, 56% Stover	79%	6.408
24.241	39.7%	ambition*	41% Starch, 2% Sugar, 57% Stover	77%	5.969

■ Starch Yield & % ■ Sugar Yield & % ■ Stover Yield ■ Relative Dry Matter Yield index (C=100%)

C = Control Hybrid; * = Competitor Hybrid, ** = Hybrid trade name following official registration

Ed Lucas, Glamorgan



Fresh Yield (t/ha)	Dry Matter (%)	Hybrid	Yield (Tonnes Dry Matter/Hectare)	Whole Plant Digestibility (%)	Starch Yield Converted to Grain at 15% Moisture (t/ha)
37.698	41.2%	P7179	43% Starch, 2% Sugar, 55% Stover	77%	10.286
42.463	34.7%	P7381	40% Starch, 1% Sugar, 59% Stover	77%	8.953
39.966	36.4%	resolute*	39% Starch, 1% Sugar, 60% Stover	78%	8.616
42.072	34.1%	P7948	41% Starch, 1% Sugar, 58% Stover	79%	8.912
41.222	34.8%	P7276	40% Starch, 1% Sugar, 59% Stover	76%	8.691
34.488	39.8%	calvini kws*	42% Starch, 1% Sugar, 57% Stover	77%	8.791
40.151	33.8%	P7524	38% Starch, 1% Sugar, 61% Stover	77%	7.878
40.187	33.6%	P7364	37% Starch, 1% Sugar, 62% Stover	76%	7.560
39.977	33.8%	autens kws*	38% Starch, 1% Sugar, 61% Stover	77%	7.941
36.539	34.9%	prospect*	36% Starch, 1% Sugar, 63% Stover	76%	6.975
40.911	31.0%	P7647	37% Starch, 1% Sugar, 62% Stover	78%	7.158
37.233	33.7%	P7034 (C)	39% Starch, 1% Sugar, 60% Stover	78%	7.424
33.984	36.3%	P7326	43% Starch, 1% Sugar, 56% Stover	77%	8.091
33.547	35.7%	ambition*	39% Starch, 1% Sugar, 60% Stover	78%	7.059

Joanna Binnington, West Sussex

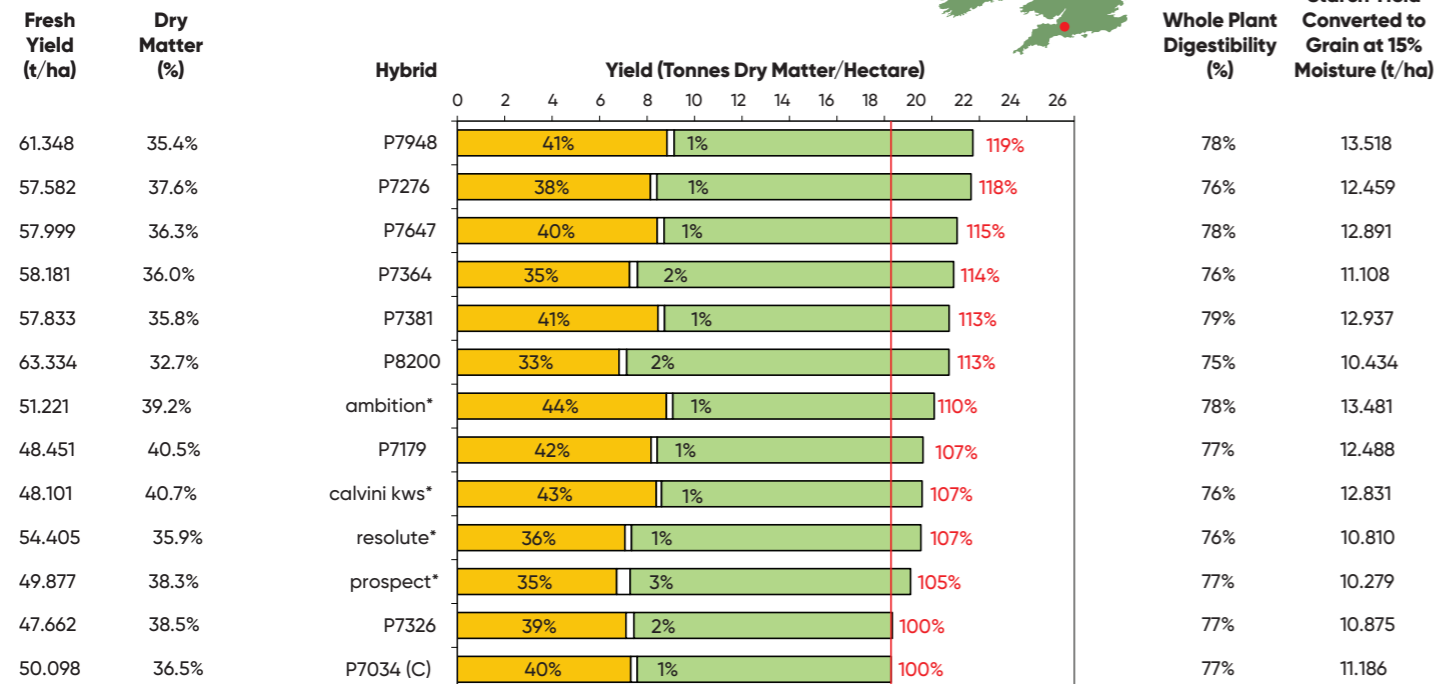


Fresh Yield (t/ha)	Dry Matter (%)	Hybrid	Yield (Tonnes Dry Matter/Hectare)	Whole Plant Digestibility (%)	Starch Yield Converted to Grain at 15% Moisture (t/ha)
59.229	38.3%	P8200	36% Starch, 1% Sugar, 63% Stover	78%	12.543
52.491	39.2%	P7948	44% Starch, 1% Sugar, 55% Stover	78%	13.872
57.006	33.1%	P7381	42% Starch, 1% Sugar, 57% Stover	79%	12.009
49.206	38.2%	P7276	44% Starch, 1% Sugar, 55% Stover	79%	12.597
60.335	31.1%	P8201	38% Starch, 1% Sugar, 61% Stover	77%	10.785
50.371	36.7%	P7647	39% Starch, 1% Sugar, 60% Stover	79%	11.042
61.607	28.7%	P8171	38% Starch, 1% Sugar, 61% Stover	78%	10.382
47.465	36.8%	resolute*	41% Starch, 1% Sugar, 58% Stover	78%	10.825
50.924	34.0%	P7364	42% Starch, 1% Sugar, 57% Stover	79%	11.153
41.886	39.3%	prospect*	44% Starch, 1% Sugar, 55% Stover	80%	11.143
40.782	38.8%	ambition*	42% Starch, 1% Sugar, 57% Stover	79%	10.087
42.940	36.5%	P7179	40% Starch, 1% Sugar, 59% Stover	77%	9.613
41.191	36.7%	P7034 (C)	40% Starch, 1% Sugar, 59% Stover	78%	9.128
40.889	35.6%	P7326	39% Starch, 1% Sugar, 60% Stover	78%	8.752
43.269	33.5%	calvini kws*	36% Starch, 1% Sugar, 63% Stover	78%	7.976

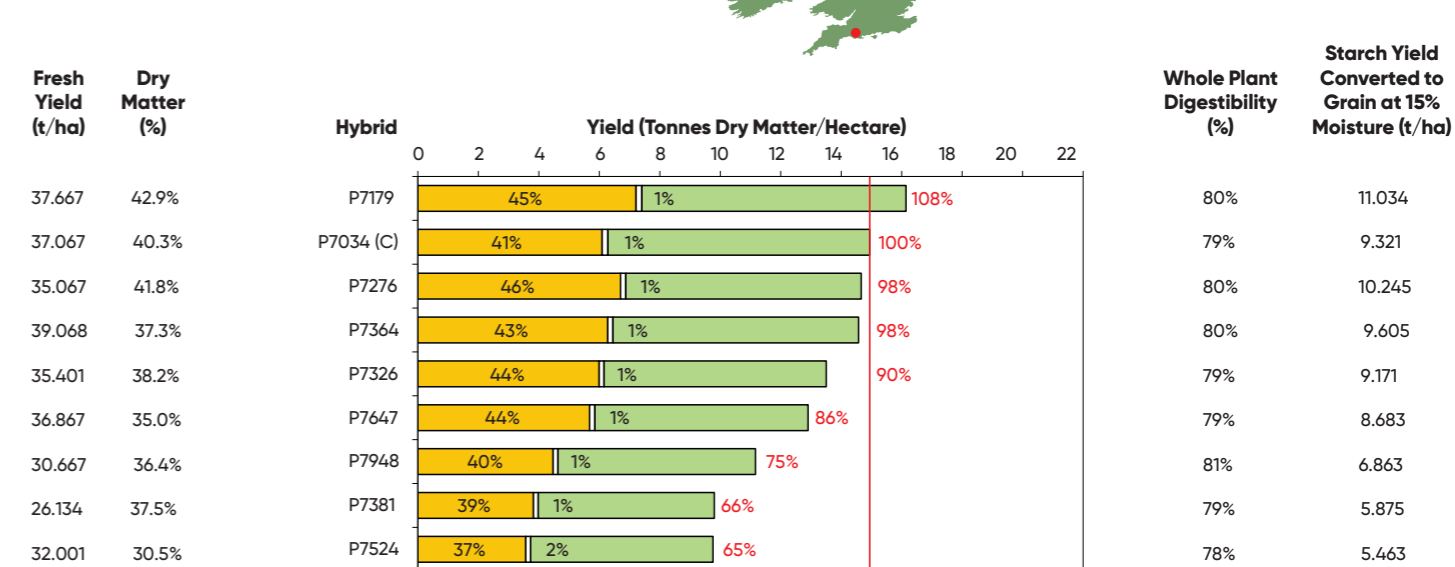
■ Starch Yield & % ■ Sugar Yield & % ■ Stover Yield ■ Relative Dry Matter Yield index (C=100%)

C = Control Hybrid; * = Competitor Hybrid, ** = Hybrid trade name following official registration

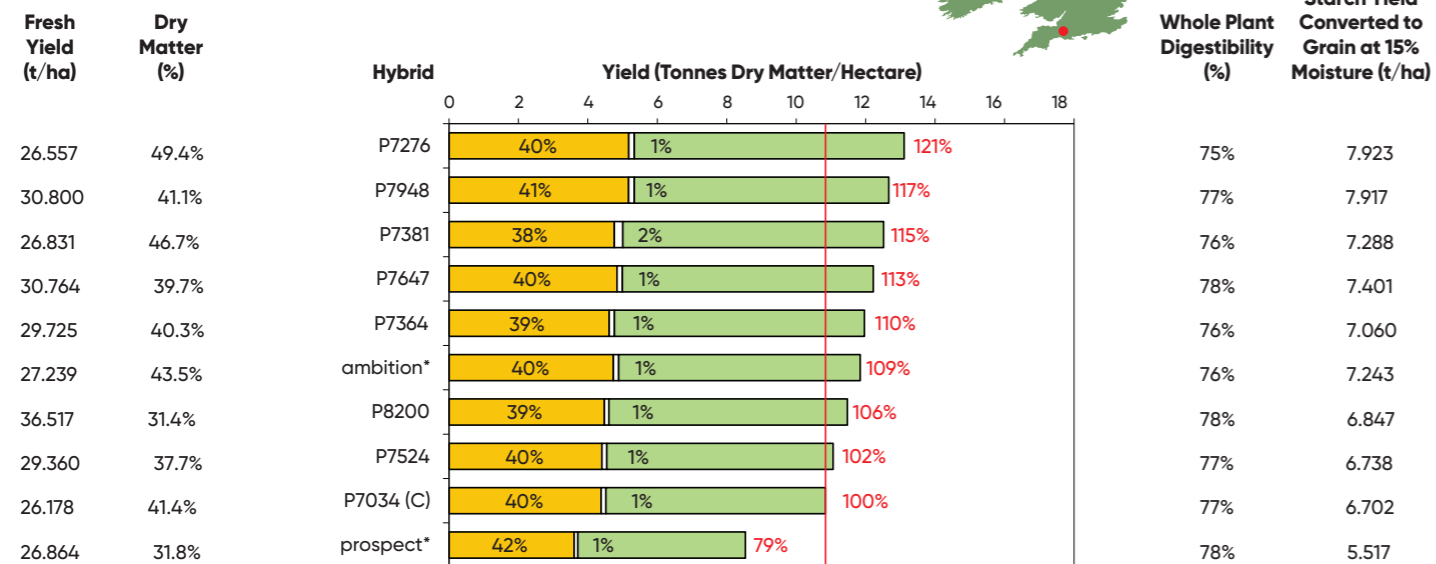
Jamie Montgomery, Somerset



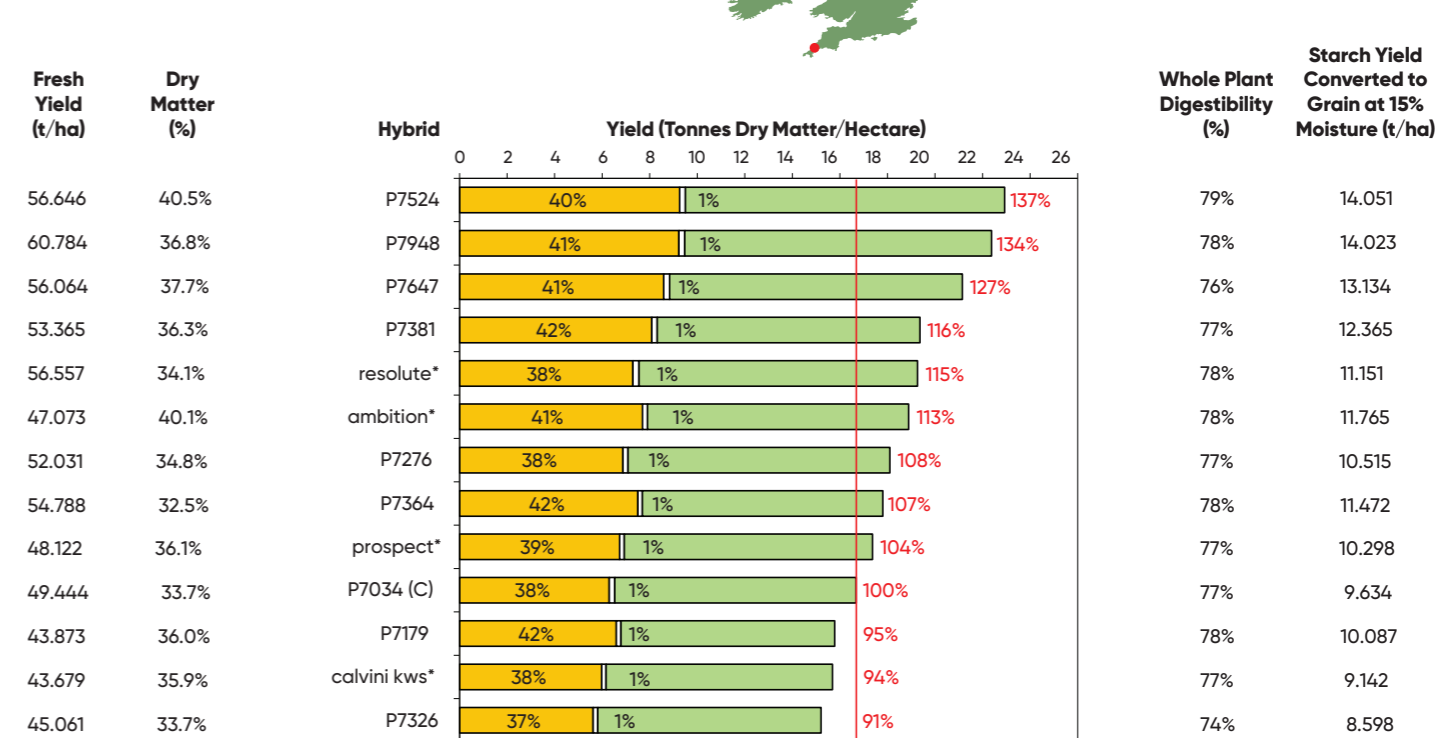
Max Frampton, Dorset



Velcourt, Dorset



Irwin Morrow, Cornwall



■ Starch Yield & % □ Sugar Yield & % ■ Stover Yield ■ Relative Dry Matter Yield index (C=100%)

C = Control Hybrid; * = Competitor Hybrid, ** = Hybrid trade name following official registration

■ Starch Yield & % □ Sugar Yield & % ■ Stover Yield ■ Relative Dry Matter Yield index (C=100%)

C = Control Hybrid; * = Competitor Hybrid, ** = Hybrid trade name following official registration

Neil Rowe, Cornwall



Fresh Yield (t/ha)	Dry Matter (%)	Hybrid	Yield (Tonnes Dry Matter/Hectare)	Whole Plant Digestibility (%)	Starch Yield Converted to Grain at 15% Moisture (t/ha)
51.834	39.7%	P7381	45% Starch, 1% Sugar, 120% Stover	79%	14.121
51.144	37.0%	P7364	44% Starch, 1% Sugar, 111% Stover	79%	12.689
49.083	37.7%	P7948	45% Starch, 1% Sugar, 108% Stover	79%	12.786
53.350	34.5%	P7647	46% Starch, 1% Sugar, 107% Stover	79%	12.869
43.481	41.6%	P7276	46% Starch, 1% Sugar, 106% Stover	80%	12.652
43.997	40.9%	calvini kws*	45% Starch, 1% Sugar, 105% Stover	79%	12.396
46.964	38.2%	resolute*	45% Starch, 1% Sugar, 105% Stover	79%	12.243
43.911	39.0%	P7034 (C)	43% Starch, 1% Sugar, 100% Stover	79%	11.251
42.234	37.3%	prospect*	44% Starch, 1% Sugar, 92% Stover	79%	10.723

Ranald Fowler, Devon



Fresh Yield (t/ha)	Dry Matter (%)	Hybrid	Yield (Tonnes Dry Matter/Hectare)	Whole Plant Digestibility (%)	Starch Yield Converted to Grain at 15% Moisture (t/ha)
36.167	43.6%	P7948	44% Starch, 1% Sugar, 102% Stover	79%	10.623
42.001	36.8%	P8200 (C)	41% Starch, 2% Sugar, 100% Stover	77%	9.631
42.418	36.1%	P8201	41% Starch, 1% Sugar, 99% Stover	77%	9.542
44.501	33.6%	P8171	39% Starch, 1% Sugar, 97% Stover	77%	8.873
27.334	51.5%	P7179	45% Starch, 1% Sugar, 91% Stover	78%	9.614
32.001	43.5%	P7524	43% Starch, 1% Sugar, 90% Stover	77%	9.048
29.084	46.8%	P7034	43% Starch, 1% Sugar, 88% Stover	78%	9.004
28.584	46.1%	P7326	44% Starch, 1% Sugar, 85% Stover	78%	8.807
28.084	43.9%	P7892	42% Starch, 1% Sugar, 80% Stover	77%	7.816
38.334	32.1%	P7892 NO FILM	36% Starch, 1% Sugar, 80% Stover	77%	6.737
35.667	32.6%	P7034 NO FILM	38% Starch, 1% Sugar, 75% Stover	78%	6.793
27.167	36.0%	P7179 NO FILM	39% Starch, 1% Sugar, 63% Stover	77%	5.878

Richard Phillips, Pembrokeshire



Fresh Yield (t/ha)	Dry Matter (%)	Hybrid	Yield (Tonnes Dry Matter/Hectare)	Whole Plant Digestibility (%)	Starch Yield Converted to Grain at 15% Moisture (t/ha)
31.042	41.1%	P7326	44% Starch, 1% Sugar, 109% Stover	78%	8.546
34.202	37.1%	P7524	43% Starch, 1% Sugar, 108% Stover	79%	8.286
36.980	33.9%	P7364	42% Starch, 2% Sugar, 107% Stover	78%	8.072
34.515	35.8%	P7948	42% Starch, 1% Sugar, 106% Stover	78%	7.975
35.765	33.9%	P7034	42% Starch, 2% Sugar, 104% Stover	78%	7.862
30.903	38.4%	P7276	39% Starch, 1% Sugar, 101% Stover	76%	7.042
24.480	48.0%	P7179	45% Starch, 1% Sugar, 100% Stover	78%	8.159
41.529	28.2%	P8200 (C)	39% Starch, 1% Sugar, 100% Stover	77%	6.896
32.466	35.5%	P7381	39% Starch, 1% Sugar, 98% Stover	77%	6.839
39.168	27.5%	P8201	34% Starch, 1% Sugar, 92% Stover	76%	5.617
41.494	25.0%	P8171	34% Starch, 1% Sugar, 89% Stover	76%	5.315

Samuel J. Shine, Co. Limerick



Fresh Yield (t/ha)	Dry Matter (%)	Hybrid	Yield (Tonnes Dry Matter/Hectare)	Whole Plant Digestibility (%)	Starch Yield Converted to Grain at 15% Moisture (t/ha)
54.168	45.4%	P7276	39% Starch, 1% Sugar, 105% Stover	75%	14.631
59.724	39.1%	P8200 (C)	39% Starch, 1% Sugar, 100% Stover	75%	14.071
61.783	35.9%	P8153	38% Starch, 1% Sugar, 95% Stover	75%	13.026
66.534	33.0%	P8255	39% Starch, 2% Sugar, 94% Stover	75%	13.230
45.691	45.3%	P7364	39% Starch, 1% Sugar, 89% Stover	76%	12.282
63.173	31.7%	P8201	39% Starch, 1% Sugar, 86% Stover	76%	11.792
42.779	44.3%	P7326	41% Starch, 1% Sugar, 81% Stover	76%	11.912
44.168	42.6%	P7381	41% Starch, 1% Sugar, 81% Stover	76%	11.712
63.711	27.4%	P8171	38% Starch, 2% Sugar, 75% Stover	75%	10.172
43.612	38.9%	P7460	37% Starch, 2% Sugar, 73% Stover	74%	9.522
50.001	33.1%	DS1959C	39% Starch, 1% Sugar, 71% Stover	75%	9.745
34.484	45.2%	P7034	41% Starch, 1% Sugar, 67% Stover	76%	9.678

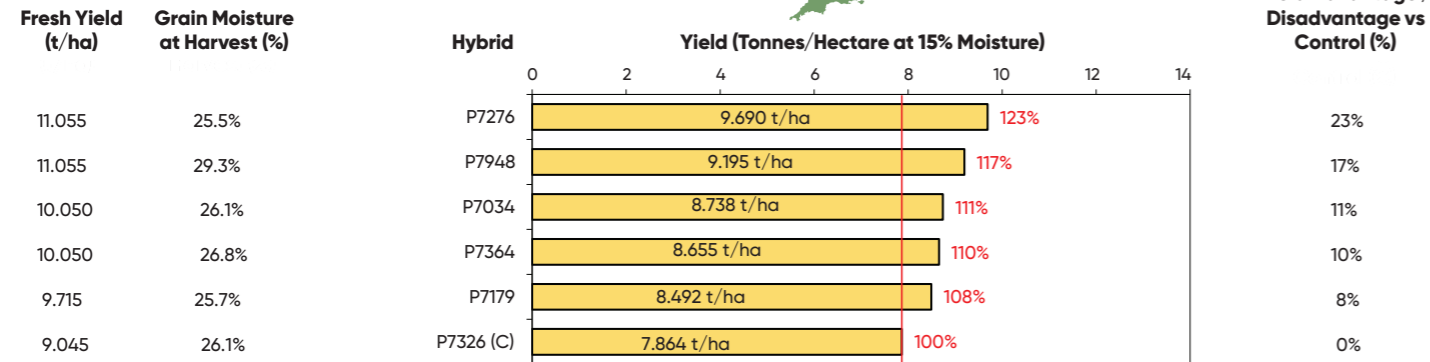
■ Starch Yield & %
 ■ Sugar Yield & %
 ■ Stover Yield
 ■ Relative Dry Matter Yield index (C=100%)

C = Control Hybrid; * = Competitor Hybrid, ** = Hybrid trade name following official registration

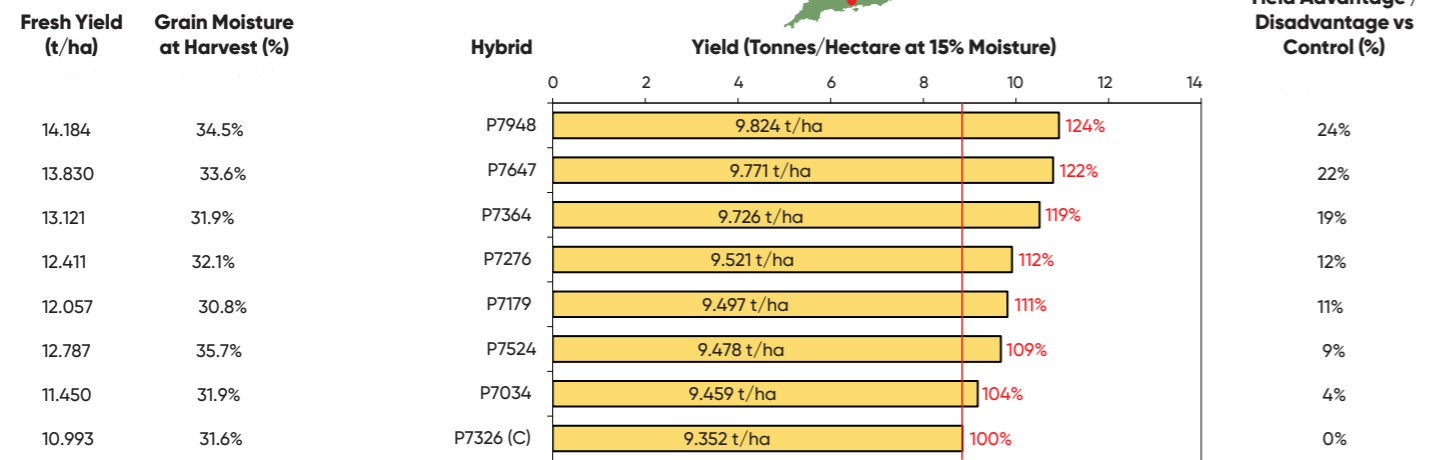
■ Starch Yield & %
 ■ Sugar Yield & %
 ■ Stover Yield
 ■ Relative Dry Matter Yield index (C=100%)

C = Control Hybrid; O = Grown in the open; * = Competitor Hybrid, ** = Trade name following official registration

Tim Farthing, Wiltshire



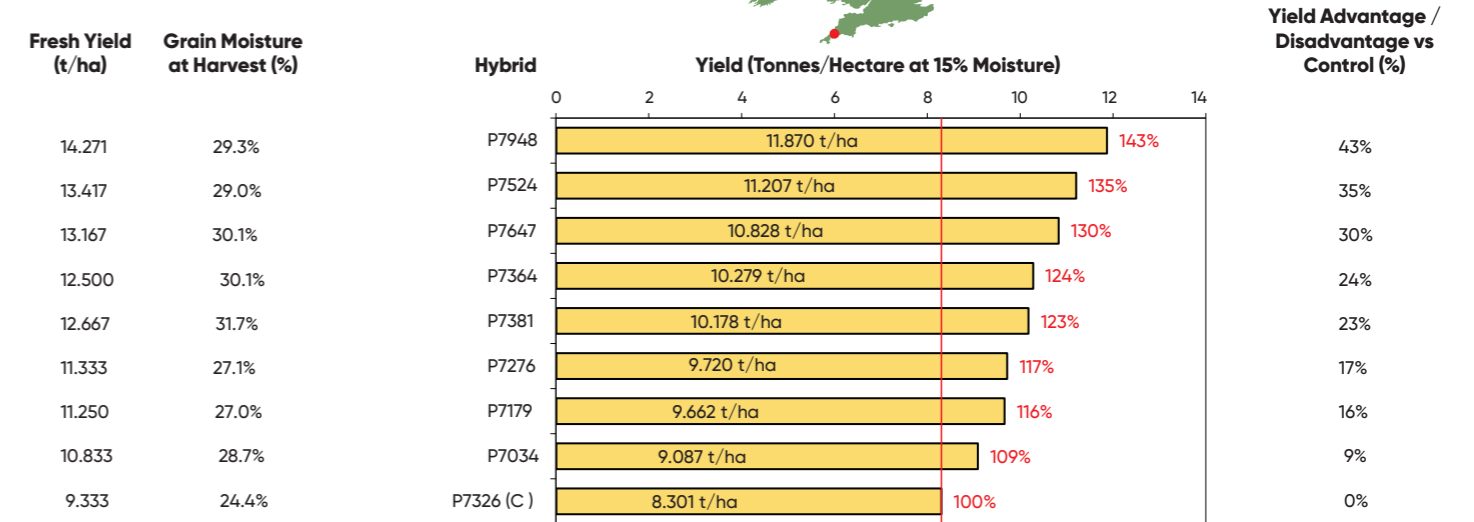
Alan Cook, Hampshire



Grain Yield, Tonnes/Hectare at 15% Moisture Relative Yield Index (C = 100%)

C = Control Hybrid; * = Competitor Hybrid; ** = Trade name following official registration

Mark Pethick, Cornwall



Grain Yield, Tonnes/Hectare at 15% Moisture Relative Yield Index (C = 100%)

C = Control Hybrid; * = Competitor Hybrid; ** = Trade name following official registration

INDIVIDUAL SITE AGRONOMY DETAILS

NAME >	JOANNA BINNINGTON	KEITH BLENKIRON	CLAYTON PARTNERSHIP	ALAN COOK
TOWN	PULBOROUGH	NORTHALLERTON	MALPAS	ROMSEY
COUNTY & COUNTRY	EAST SUSSEX, GB	YORKSHIRE, GB	CHESHIRE, GB	HAMPSHIRE, GB
SITE CLASSIFICATION	FAVOURABLE	LESS FAVOURABLE	LESS FAVOURABLE	FAVOURABLE
TRIAL TYPE	FORAGE, OPEN	FORAGE, OPEN	FORAGE, OPEN	GRAIN, OPEN
SOIL TYPE	GREENSAND	SANDY LOAM	MEDIUM LOAM	CLAY LOAM
ALTITUDE (METRES)	50	46	65	60
ANNUAL RAINFALL (MM)	825	660	800	900
PREVIOUS CROPPING 2021	MAIZE	-	-	WINTER OILSEED RAPE
SOIL pH	6.4	6.7	7.1	7.2
SOIL PHOSPHATE (P) INDEX	6	4	3	3
SOIL POTASSIUM (K) INDEX	3	4	3	2+
SOIL MAGNESIUM (MG) INDEX	3	4	0	2
SLURRY, TYPE & VOLUME (L/HA)	CATTLE / 20,000 / -	CATTLE / 50,000 / 22-03	-	-
MANURE, TYPE & QUANTITY (T/HA)	-	CHICKEN / 12 / 22-03	-	CATTLE / 7 / 02-03
FERT 1 - TYPE/RATE (KG/HA)/DATE	DAP / 120 / 06-05	-	8-0-18 / 50 / 30-04	OMEX 26.0.0 / 435L / 16.04
FERT 2 - TYPE/RATE (KG/HA)/DATE	34.5AN / 150 / -	-	GRANULAR K / 60 / 25-04	OMEX SO3 / - / 16.04
FERT 3 - TYPE/RATE (KG/HA)/DATE	-	-	LIQUID 140-0-82 / 28.04	-
SPRAY 1 - NAME/RATE/DATE	STOMP / 3.0 / 12-05	MERISTO / 1.4 / 05-06	LEYSTAR / 1.0 / 05-06	FOMET 6 OD / 0.5 / 28-05
SPRAY 2 - NAME/RATE/DATE	BARRACUDA / 1.0 / 31-05	NICO / 0.83 / 05-06	ANTHEM / 3.0 / 03-06	CALLISTO / 0.75 / 28-05
SPRAY 3 - NAME/RATE/DATE	GYO / 0.75 / 31-05	DINGO / 0.5 / 05-06	ENTAIL / 0.125 / 05-06	DIVA / 0.75 / 28-05
SPRAY 4 - NAME/RATE/DATE	-	-	HEADLAND ZEAMA / 4.0 / 23-06	-
SOWING DATE/HARVEST DATE	06-05 / 17-09	05-05 / 16-09	30-04 / 14-10	25-04 / 10-10
SEEDING RATE - SEEDS/HA	98,000	42,500	105,000	104,000
NAME >	ED LUCAS	ANGUS DART	TIM FARTHING	RANALD FOWLER
TOWN	CARDIFF	DIDCOT	MELKSHAM	BARNSTAPLE
COUNTY & COUNTRY	SOUTH WALES	OXON, GB	WILTSHIRE, GB	DEVON, GB
SITE CLASSIFICATION	FAVOURABLE	FAVOURABLE	FAVOURABLE	LESS FAVOURABLE
TRIAL TYPE	FORAGE, OPEN	FORAGE, OPEN	GRAIN, OPEN	FORAGE, FILM
SOIL TYPE	CLAY LOAM	SANDY LOAM	SANDY LOAM	CLAY LOAM
ALTITUDE (METRES)	-	68	60	90
ANNUAL RAINFALL (MM)	-	806	800	825
PREVIOUS CROPPING 2021	GRASS	WINTER OILSEED RAPE	MAIZE	GRASS
SOIL pH	-	6.8	6.2	6.1
SOIL PHOSPHATE (P) INDEX	-	2	3	3
SOIL POTASSIUM (K) INDEX	2+	6	3	2+
SOIL MAGNESIUM (MG) INDEX	2	2	2	3
SLURRY, TYPE & VOLUME (L/HA)	CATTLE / 25,000 / 20-04	-	-	-
MANURE, TYPE & QUANTITY (T/HA)	-	CATTLE / 30,000 / 01-04	-	CATTLE / 25,000 / 09-04
FERT 1 - TYPE/RATE (KG/HA)/DATE	PHYSIO / 25 / 05-05	MZ28 / 100 / 03-07	0.0.60 / 200 / 28-04	27-0-0-10SO3 / 200 / 10-04
FERT 2 - TYPE/RATE (KG/HA)/DATE	NUTRINO PRO / 20 / 03-07	-	DAP / 100 / 30-04	MOP / 100 / 21-04
FERT 3 - TYPE/RATE (KG/HA)/DATE	23-0-0-2.6 / 23 / 03-07	-	UREA / 330 / 01-05	-
SPRAY 1 - NAME/RATE/DATE	PRIMERO / 1 / 03-06	DUAL GOLD / 0.5 / 30-04	ROUNDUP MAX / 0.5 + HURLER / 0.5 / 03-05	WING P / 4.0 / 23-04
SPRAY 2 - NAME/RATE/DATE	DANEVE / 1 / 03-06	STOMP AQUA / 2.0 / 30-04	KIMBO / 20G / 30-05	MERISTO / 1.0 / 18-05
SPRAY 3 - NAME/RATE/DATE	PROGRAM / 3 / 03-06	ENTAIL / 0.17 / 03-06	NICO PRO / 0.5 / 30-05	NICO PRO / 1.0 / 18-05
SPRAY 4 - NAME/RATE/DATE	-	BARRACUDA / 1.25 / 03-06	CALLISTO / 0.5 / + NICO PRO / 0.25 / 14-06	-
SOWING DATE/HARVEST DATE	05-05 / 10-10	29-04 / 16-09	01-05 / 22-10	21-04 / 16-09
SEEDING RATE - SEEDS/HA	98,000	98,000	99,000	104,000
NAME >	A.W. FRAMPTON & SONS	DAVID GARLICK	MARK GOATLEY	A J & E MONTGOMERY
TOWN	DORCHESTER	BROMYARD	TOWCESTER	NORTH CADBURY
COUNTY & COUNTRY	DORSET, GB	HEREFORDSHIRE, GB	NORTHANTS, GB	SOMERSET, GB
SITE CLASSIFICATION	FAVOURABLE	LESS FAVOURABLE	LESS FAVOURABLE	FAVOURABLE
TRIAL TYPE	FORAGE, OPEN	FORAGE, OPEN	FORAGE, OPEN	FORAGE, OPEN
SOIL TYPE	MEDIUM LOAM	MEDIUM LOAM	-	CLAY LOAM
ALTITUDE (METRES)	60	160	90	20
ANNUAL RAINFALL (MM)	1100	710	670	800
PREVIOUS CROPPING 2021	MAIZE	-	SPRING BARLEY	WINTER WHEAT
SOIL pH	7.8	6.7	5.9	7
SOIL PHOSPHATE (P) INDEX	3	2	2	3
SOIL POTASSIUM (K) INDEX	2+	2+	2+	2+
SOIL MAGNESIUM (MG) INDEX	2	2	1	3
SLURRY, TYPE & VOLUME (L/HA)	-	-	-	CATTLE / 30,000 / -
MANURE, TYPE & QUANTITY (T/HA)	CATTLE / 25,000 / -	CATTLE / 30 / 26-04 POULTRY / 5 / 26-04	CATTLE / 20,000 / -	-
FERT 1 - TYPE/RATE (KG/HA)/DATE	PHYSIOSTART / 25 / 10-05	-	20.4.5.14.5.75SO3 / 125 / 02-05	-
FERT 2 - TYPE/RATE (KG/HA)/DATE	34.5%AN / 150 / 30-05	-	34.5% N / 100 / 29-03	-
FERT 3 - TYPE/RATE (KG/HA)/DATE	-	-	-	-
SPRAY 1 - NAME/RATE/DATE	WING P / 3.8 / 13-05	NICOSULFURON / 0.75 / 07-06	BARRACUDA / 0.75 / 05-06	ANTHEM / 3.3 / 05-05
SPRAY 2 - NAME/RATE/DATE	MOST MICRO / 1.0 / 13-05	MESOTRIONE / 0.75 / 07-06	ENTAIL / 0.15 / 05-06	ENTAIL / 0.17 / 26-05
SPRAY 3 - NAME/RATE/DATE	CALLISTO / 1.0 / 10-06	-	-	BARRACUDA / 1.0 / 26-05
SPRAY 4 - NAME/RATE/DATE	GYO / 0.5 & ENTAIL / 0.13 / 10-06	-	-	-
SOWING DATE/HARVEST DATE	10-05 / 27-09	26-04 / 02-10	02-05 / 22-09	28-04 / 28-09
SEEDING RATE - SEEDS/HA	98,000	105,000	105,000	100,000

INDIVIDUAL SITE AGRONOMY DETAILS

NEVILLE KIRKHAM	GARETH POWELL	GRAHAM SHEPHARD	SEVERN TRENT FARMS	SAMUEL J. SHINE
LOUGHBOROUGH	OSWESTRY	SCARBOROUGH	NOTTINGHAM	ADARE
LEICESTERSHIRE, GB	POWYS, GB	N. YORKS, GB	NOTTINGHAMSHIRE, GB	CO. LIMERICK, ROI
LESS FAVOURABLE	LESS FAVOURABLE	LESS FAVOURABLE	FAVOURABLE	LESS FAVOURABLE, FILM
FORAGE, OPEN	FORAGE, OPEN	FORAGE, OPEN	FORAGE, OPEN	FORAGE, FILM
MEDIUM LOAM	LOAM OVER GRAVEL	-	SANDY LOAM	CLAY
60	85	-	21	9
630	840	-	600	1200
WINTER BARLEY	-	WINTER WHEAT INTO STUBBLE TURNIPS	MAIZE	-
6.6	5.8	6.4	-	7
3	4	4	-	2
4	4	4	-	2+
2	3	2	-	2
CATTLE / 35,000 / -	DIGESTATE / 42,000 / -	CATTLE / 98,000 / -	DIGESTATE / 39,000 / -	-
-	-	-	-	-
-	DAP / 60 / 05-05	EFFICIENT N / 20 / 25-05	-	-
-	-	-	-	-
-	-	-	-	-
ELUMIS / 1.25 / 12-06	WING-P / 2.875 / 05-05	PENDIFIN 400 SC / 3.0 / 11-05	STOMP AQUA / - / 18-04	-
GYO / 0.75 / 12-06	TORRES / 1.0 / 05-05	MERISTO / 1.5L / 09-06	CALLISTO / - / 21.05	-
CALFITE EXTRA / 1.0 / 12-06	-	PEAK / 20G / 09-06	ENTAIL / - / 21-05	-
-	-	-	-	-
04-05 / 27-09	05-05 / -	19-05 / 10-10	14-04 / 31-08	23-04 / 07-10
105,000	105,000	44,000	85,000	-
RICHARD PHILLIPS	NEIL ROWE	MARK PETHICK	IRWIN MORROW	GLYN JONES
HAVERFORDWEST	THE LIZZARD	CALLINGTON	NEWQUAY	ST ASAPH, RHYLL
PEMBOKESHIRE, GB	CORNWALL, GB	CORNWALL, GB	CORNWALL, GB	DENBIGHSHIRE, GB
LESS FAVOURABLE, FILM	LESS FAVOURABLE	LESS FAVOURABLE	FAVOURABLE	LESS FAVOURABLE
FORAGE, FILM	FACTS, OPEN	GRAIN, FILM	FORAGE, OPEN	FORAGE, OPEN
MEDIUM LOAM	CLAY LOAM	MEDIUM LOAM	MEDIUM LOAM	SANDY LOAM
-	76	105	70	15
-	950	1250	1000	900
MAIZE	GRASS	WINTER WHEAT	GRASS	MAIZE
5.9	6.2	6.5	5.8	6.9
3	2	4	3	4
4	2	2+	2	2+
3	3	3	3	1
CATTLE / 32,000 / 19-04	CATTLE / 25,000 / -	-	CATTLE / 22,500 / 20-04	-
CATTLE / 24 / 20-04	-	-	FYM / 25 / 20-04	DIGESTATE / 20 / - HORSE MANURE / 25 /
FIBROPHOS / 617 / 28-04	23-0-30 / 375 / -	0.730 / 500 / 22-04	DAP / 148 / 04-05	-
46% UREA / 250 / 01-05	-	46% UREA / 400 / 22-04	-	YARA UNIVERSAL BIO / 3 / 03-07
-	-	-	-	-
STOMP AQUA / 3.3 + WING P / 4.0 / 05-05	ENTAIL / 0.15 / -	WING P / 4.0 / 30-04	BOTIGO / 0.91 / -	ANTHEM / 2.0 / 02-05
BASILICO / 0.75 + ENTAIL / 1.25 / 21-06	BASILICO / 0.83 / -	-	SAMSON EXTRA 6% / 0.56 / -	MERISTO / 1.0 / 09-06
NURANCE 28%N / 20 / 27-07	-	-	CLEANCROP GALLIFREY 3 / 0.25 / -	NICO PRO HEADLAND MAIZE MICRO / 0.75 / 09-06
-	-	-	-	-
05-04 / 29-09	04-05 / 19-09	30-04 / 18-10	04-05 / 03/10	30-04 / 09-10
104,000	104,000	-	96,000	105,000
GLYN JONES	VELCOURT			
ST ASAPH, RHYLL	DORCHESTER			
DENBIGHSHIRE, GB	DORSET, GB			
LESS FAVOURABLE	FAVOURABLE			
FORAGE, OPEN	FORAGE, OPEN			
SANDY LOAM	CLAY LOAM			
15	-			
900	-			
MAIZE	WESTERWOLD GRASS			
6.9	6.5			
4	2			
2+	1			
1	2			
-	CATTLE / 38,000 / -			
DIGESTATE / 20 / - HORSE MA- NURE / 25 /	-			
-	MOP / 133 / 26-04			
YARA UNIVERSAL BIO / 3 / 03-07	46% UREA / 152 / 26-04			
-	DAP / 85.3 / 03-05			
ANTHEM / 2.0 / 02-05	ROUND UP / 4 / 19-04			
MERISTO / 1.0 / 09-06	FORNIT / 6 / 21-05			
NICO PRO HEADLAND MAIZE MICRO / 0.75 / 09-06	MERBA / 0.75 / 21-05			
-	-			
30-04 / 09-10	03-05 / 09-09			
105,000	100,000			



PIONEER®

MADE TO GROW™

www.corteva.co.uk/pioneer